

CUSTER SCHOOL DISTRICT NO. 16-1

Financial Statements

June 30, 2023

Custer School District No. 16-1
Table of Contents
June 30, 2023

	<u>PAGE</u>
Independent Auditor's Report	1 - 3
Management's Discussion and Analysis (Unaudited).....	4 - 12
 BASIC FINANCIAL STATEMENTS	
<i>Government-wide Financial Statements:</i>	
Statement of Net Position	14 - 15
Statement of Activities.....	16
<i>Fund Financial Statements:</i>	
Balance Sheet - Governmental Funds	17
Reconciliation of the Governmental Funds Balance Sheet to the Statement of Net Position.....	18
Statement of Revenues, Expenditures, and Changes in Fund Balances - Governmental Funds	19 - 21
Reconciliation of the Governmental Funds Statement of Revenues, Expenditures, and Changes in Fund Balances to the Statement of Activities	22
Statement of Net Position - Proprietary Funds	23
Statement of Revenues, Expenses, and Changes in Fund Net Position - Proprietary Funds.....	24
Statement of Cash Flows - Proprietary Funds	25
Statement of Fiduciary Net Position - Fiduciary Funds	26
Statement of Changes in Fiduciary Net Position - Fiduciary Funds	27
Notes to the Financial Statements.....	28 - 50
 REQUIRED SUPPLEMENTARY INFORMATION	
Budgetary Comparison Schedule - General Fund - Budgetary Basis	52 - 53
Budgetary Comparison Schedule - Capital Outlay Fund - Budgetary Basis	54
Budgetary Comparison Schedule - Special Education Fund - Budgetary Basis	55
Schedule of the District's Proportionate Share of the Net Pension Liability (Asset)	56
Schedule of Pension Contributions	57
Notes to Required Supplementary Information	58 - 60

Custer School District No. 16-1
Table of Contents (Continued)
June 30, 2023

	<u>PAGE</u>
SINGLE AUDIT INFORMATION	
Independent Auditor's Report on Internal Control over Financial Reporting and on Compliance and Other Matters Based on an Audit of Financial Statements Performed in Accordance with <i>Government Auditing Standards</i>	62 - 63
Independent Auditor's Report on Compliance for Each Major Federal Program and Report on Internal Control over Compliance in Accordance with the Uniform Guidance....	64 - 66
Schedule of Findings and Questioned Costs.....	67 - 69
Schedule of Prior Audit Findings and Questioned Costs	70 - 71
Corrective Action Plan (Unaudited)	72 - 74
Schedule of Expenditures of Federal Awards.....	75 - 76
OTHER INFORMATION	
School District Officials	78

Independent Auditor's Report

School Board
Custer School District No. 16-1
Custer, South Dakota

Report on the Audit of the Financial Statements

Opinions

We have audited the accompanying financial statements of the governmental activities, the business-type activities, each major fund, and the aggregate remaining fund information of Custer School District No. 16-1 (the District) as of and for the year ended June 30, 2023, and the related notes to the financial statements, which collectively comprise the District's basic financial statements as listed in the table of contents.

In our opinion, the accompanying financial statements present fairly, in all material respects, the respective financial position of the governmental activities, the business-type activities, each major fund, and the aggregate remaining information of the District, as of June 30, 2023, and the respective changes in financial position and, where applicable, cash flows thereof for the year then ended in accordance with accounting principles generally accepted in the United States of America.

Basis for Opinions

We conducted our audit in accordance with auditing standards generally accepted in the United States of America (GAAS) and the standards applicable to financial audits contained in *Government Auditing Standards*, issued by the Comptroller General of the United States. Our responsibilities under those standards are further described in the Auditor's Responsibilities for the Audit of the Financial Statements section of our report. We are required to be independent of the District and to meet our ethical responsibilities, in accordance with the relevant ethical requirements relating to our audit. We believe that the audit evidence we have obtained is sufficient and appropriate to provide a basis for our audit opinions.

Responsibilities of Management for the Financial Statements

The District's management is responsible for the preparation and fair presentation of the financial statements in accordance with accounting principles generally accepted in the United States of America and for the design, implementation, and maintenance of internal control relevant to the preparation and fair presentation of financial statements that are free from material misstatement, whether due to fraud or error.

In preparing the financial statements, management is required to evaluate whether there are conditions or events, considered in the aggregate, that raise substantial doubt about the District's ability to continue as a going concern for one year beyond the financial statement date, including any currently known information that may raise substantial doubt shortly thereafter.

Auditor's Responsibilities for the Audit of the Financial Statements

Our objectives are to obtain reasonable assurance about whether the financial statements as a whole are free from material misstatement, whether due to fraud or error, and to issue an auditor's report that includes our opinions. Reasonable assurance is a high level of assurance but is not absolute assurance and therefore is not a guarantee that an audit conducted in accordance with GAAS and *Government Auditing Standards* will always detect a material misstatement when it exists. The risk of not detecting a material misstatement resulting from fraud is higher than for one resulting from error, as fraud may involve collusion, forgery, intentional omissions, misrepresentations, or the override of internal control. Misstatements are considered material if there is a substantial likelihood that, individually or in the aggregate, they would influence the judgment made by a reasonable user based on the financial statements.

In performing an audit in accordance with GAAS and *Government Auditing Standards*, we:

- Exercise professional judgment and maintain professional skepticism throughout the audit.
- Identify and assess the risks of material misstatement of the financial statements, whether due to fraud or error, and design and perform audit procedures responsive to those risks. Such procedures include examining, on a test basis, evidence regarding the amounts and disclosures in the financial statements.
- Obtain an understanding of internal control relevant to the audit in order to design audit procedures that are appropriate in the circumstances, but not for the purpose of expressing an opinion on the effectiveness of the District's internal control. Accordingly, no such opinion is expressed.
- Evaluate the appropriateness of accounting policies used and the reasonableness of significant accounting estimates made by management, as well as evaluate the overall presentation of the financial statements.
- Conclude whether, in our judgment, there are conditions or events, considered in the aggregate, that raise substantial doubt about the District's ability to continue as a going concern for a reasonable period of time.

We are required to communicate with those charged with governance regarding, among other matters, the planned scope and timing of the audit, significant audit findings, and certain internal control-related matters that we identified during the audit.

Required Supplementary Information

Accounting principles generally accepted in the United States of America require that the Management's Discussion and Analysis, budgetary comparison information, Schedule of the District's Proportionate Share of the Net Pension Liability (Asset), Schedule of Pension Contributions, and Notes to Required Supplementary Information be presented to supplement the basic financial statements. Such information is the responsibility of management and, although not a part of the basic financial statements, is required by the Governmental Accounting Standards Board which considers it to be an essential part of financial reporting for placing the basic financial statements in an appropriate operational, economic, or historical context. We have applied certain limited procedures to the required supplementary information in accordance with auditing standards generally accepted in the United States of America, which consisted of inquiries of management about the methods of preparing the information and comparing the information for consistency with management's responses to our inquiries, the basic financial statements, and other knowledge we obtained during our audit of the basic financial statements. We do not express an opinion or provide any assurance on the information because the limited procedures do not provide us with sufficient evidence to express an opinion or provide any assurance.

Supplementary Information

Our audit was conducted for the purpose of forming opinions on the financial statements that collectively comprise the District's basic financial statements. The Schedule of Expenditures of Federal Awards, as required by Title 2 U.S. *Code of Federal Regulations* (CFR) Part 200, *Uniform Administrative Requirements, Cost Principles, and Audit Requirements for Federal Awards* is presented for purposes of additional analysis and is not a required part of the basic financial statements.

The Schedule of Expenditures of Federal Awards is the responsibility of management and was derived from and relates directly to the underlying accounting and other records used to prepare the basic financial statements. Such information has been subjected to the auditing procedures applied in the audit of the basic financial statements and certain additional procedures, including comparing and reconciling such information directly to the underlying accounting and other records used to prepare the basic financial statements or the basic financial statements themselves, and other additional procedures in accordance with auditing standards generally accepted in the United States of America. In our opinion, the Schedule of Expenditures of Federal Awards is fairly stated, in all material respects, in relation to the basic financial statements as a whole.

Other Information

Our audit was conducted for the purpose of forming opinions on the financial statements that collectively comprise the District's basic financial statements. The list of School District Officials and Corrective Action Plan are presented for the purposes of additional analysis and are not a required part of the basic financial statements. The list of School District Officials and Corrective Action Plan have not been subjected to the auditing procedures applied in the audit of the basic financial statements and, accordingly, we do not express an opinion or provide any assurance on them.

Other Reporting Required by Government Auditing Standards

In accordance with *Government Auditing Standards*, we have also issued our report dated January 18, 2024 on our consideration of the District's internal control over financial reporting and on our tests of its compliance with certain provisions of laws, regulations, contracts, and grant agreements and other matters. The purpose of that report is solely to describe the scope of our testing of internal control over financial reporting and compliance and the results of that testing, and not to provide an opinion on the effectiveness of the District's internal control over financial reporting or on compliance. That report is an integral part of an audit performed in accordance with *Government Auditing Standards* in considering the District's internal control over financial reporting and compliance.

Casey Peterson, LTD

Casey Peterson, LTD

Rapid City, South Dakota

January 18, 2024

Custer School District No. 16-1

Management's Discussion and Analysis (Unaudited)

June 30, 2023

This section of Custer School District No. 16-1's (the District) annual financial report presents our discussion and analysis of the District's financial performance during the fiscal year ended June 30, 2023. Please read it in conjunction with the District's financial statements, which follow this section.

FINANCIAL HIGHLIGHTS

- During the 22-23 fiscal year, the District's revenues generated from taxes and other revenues of the governmental and business-type programs were \$2,564,315 more than the \$14,041,153 of governmental and business-type expenses.
- In FY 22-23, the total costs of the District's programs were approximately 9.16% more than the prior year.

OVERVIEW OF THE FINANCIAL STATEMENTS

This report consists of three parts: management's discussion and analysis (this section), the basic financial statements, and required supplementary information. The basic financial statements include two kinds of statements that present different views of the District:

- The first two statements are government-wide financial statements that provide both long-term and short-term information about the District's overall financial status.
- The remaining statements are fund financial statements that focus on individual parts of the District government, reporting the District's operations in more detail than the government-wide statements.
 - Governmental funds statements tell how general government services were financed in the short term as well as what remains for future spending.
 - Proprietary fund statements offer short- and long-term financial information about the activities that the District operates like businesses. The proprietary funds operated by the District are Food Service Operations and the Preschool Program.
 - Fiduciary fund statements provide information about the financial relationships - like scholarship plans for graduating students - in which the District acts solely as a trustee or agent for the benefit of others, to whom the resources in question belong.

The financial statements also include notes that explain some of the information in the financial statements and provide more detailed data. The statements are followed by a section of required supplemental information that further explains and supports the information in the financial statements.

Custer School District No. 16-1
Management's Discussion and Analysis (Unaudited)
June 30, 2023

Figure A-1 summarizes the major features of the District's financial statements, including the portion of the District government covered and the types of information contained. The remainder of the overview section of the management's discussion and analysis explains the structure and contents of each of the statements.

Figure A-1

Major Features of Custer School District's Government-Wide and Fund Financial Statements				
	Government-Wide Statements	Fund Statements		
		Governmental Funds	Proprietary Funds	Custodial Funds
Scope	Entire District (except fiduciary funds)	The activities of the District that are not proprietary or fiduciary, such as instructional, support and cocurricular activities.	Activities of the District operates similar to private businesses, the food services operation.	Assets held by District on behalf of someone else. Student organizations that have funds on deposit with the District are reported here.
Required Financial Statements	*Statement of Net Position *Statement of Activities	*Balance Sheet *Statement of Revenues, Expenditures and Changes in Fund Balances	*Statement of Net Position *Statement of Revenues, Expenses and Changes in Net Position *Statement of Cash Flows	*Statement of Fiduciary Net Position *Statement of Changes in Fiduciary Net Position
Accounting Basis and Measurement Focus	Accrual accounting and economic resources focus	Modified accrual accounting and current financial resources focus	Accrual accounting and economic resources focus.	Accrual accounting and economic resources focus.
Type of Asset/Liability Information	All assets and liabilities, both financial and capital, and short-term and long-term, and deferred inflows and outflows of resources	Only assets expected to be used up and liabilities that come due during the year or soon thereafter; no capital or long-term liabilities included, and deferred inflows and outflows of resources	All assets and liabilities, both financial and capital, and short-term and long-term, and deferred inflows and outflows of resources	All assets and liabilities, both short-term and long-term; the District's funds do not currently contain capital assets although they can.
Type of Inflow/Outflow Information	All revenues and expenses during year, regardless of when cash is received or paid	Revenues for which cash is received during or soon after the end of the year; expenditures when goods or services have been received and payment is due during the year or soon thereafter.	All revenues and expenses during the year, regardless of when cash is received or paid.	All revenues and expenses during year, regardless of when cash is received or paid.

Custer School District No. 16-1
Management's Discussion and Analysis (Unaudited)
June 30, 2023

Government-wide Statements

The government-wide statements report information about the District as a whole using accounting methods similar to those used by private-sector companies. The statement of net position includes all of the government's assets and liabilities. All of the current year's revenues and expenses are accounted for in the statement of activities regardless of when cash is received or paid.

The two government-wide statements report the District's net position and how it has changed. Net assets - the difference between the District's assets and liabilities - are one way to measure the District's financial health or position.

- Increases or decreases in the District's net position are an indicator of whether its financial health is improving or deteriorating, respectively.
- To assess the overall health of the District you need to consider additional non-financial factors such as changes in the District's property tax base and changes in the state school aid funding formula from the State of South Dakota.

The government-wide financial statements of the District are reported in two categories:

- Governmental Activities - This category includes the District's basic instructional services, such as elementary and high school educational programs, support services (guidance counselor, executive administration, board of education, fiscal services, etc.), debt service payments, extracurricular activities (sports, debate, music, etc.), and capital equipment purchases. Property taxes, state grants, federal grants, and interest earnings finance most of these activities.
- Business-type Activities - The District charges a fee to students to help cover the costs of providing hot lunch services to all students. The District charges tuition to students in the preschool program.

Fund Financial Statements

The fund financial statements provide more detailed information about the District's most significant funds - not the District as a whole. Funds are accounting devices that the District uses to keep track of specific sources of funding and spending for particular purposes.

- State Law requires some of the funds.
- The School Board establishes other funds to control and manage money for particular purposes (like Student Club accounts).

The District has three kinds of funds:

- Governmental Funds - Most of the District's basic services are included in the governmental funds, which focus on (1) how cash and other financial assets can readily be converted to cash flow in and out and (2) the balances left at the year-end that are available for spending. Consequently, the governmental funds statements provide a detailed short-term view that helps you determine whether there are more or fewer financial resources that can be spent in the near future to finance the District's programs. Because this information does not encompass the additional long-term focus of the government-wide statements, we provide additional information at the bottom of the governmental fund statements, or on the subsequent page, that explains the relationship (or differences) between them.

Custer School District No. 16-1
Management's Discussion and Analysis (Unaudited)
June 30, 2023

- Proprietary Funds - Services for which the District charges customers a fee are generally reported in proprietary funds. Proprietary funds, like the government-wide statements, provide both short- and long-term financial information. The Food Service Enterprise Fund and the Preschool Program Fund are the proprietary funds maintained by the District.
- Fiduciary Funds - The District is the trustee, or fiduciary, for various external and internal parties. The District is responsible for ensuring that the assets reported in these funds are used for their intended purposes. All of the District's fiduciary activities are reported in a separate statement of fiduciary net position. We exclude these activities from the District's government-wide financial statements because the District cannot use these assets to finance its operations.

FINANCIAL ANALYSIS OF THE DISTRICT AS A WHOLE

Net Position

The District's combined net position increased as follows:

Table A-1
Custer School District No. 16-1
Statements of Net Position

	Governmental Activities		Business-type Activities		Total		Total Percentage Change
	2022	2023	2022	2023	2022	2023	2022 - 2023
Current and Other Assets	\$21,606,124	\$ 22,129,854	\$180,884	\$ 225,682	\$ 21,787,008	\$ 22,355,536	2.61%
Capital Assets (Net of Depreciation)	32,845,144	32,761,368	41,051	45,465	32,886,195	32,806,833	-0.24%
Total Assets	54,451,268	54,891,222	221,935	271,147	54,673,203	55,162,369	0.89%
Total Deferred Outflows of Resources	2,573,667	2,387,574	-	-	2,573,667	2,387,574	-7.23%
Long-term Liabilities Outstanding	22,408,362	21,195,801	-	-	22,408,362	21,195,801	-5.41%
Other Liabilities	1,304,651	1,221,810	34,611	33,022	1,339,262	1,254,832	-6.30%
Total Liabilities	23,713,013	22,417,611	34,611	33,022	23,747,624	22,450,633	-5.46%
Total Deferred Inflows of Resources	9,331,297	8,367,046	-	-	9,331,297	8,367,046	-10.33%
Net Investment in Capital Assets	14,546,456	12,224,669	41,051	45,465	14,587,507	12,270,134	-15.89%
Restricted	7,722,268	9,366,036	-	-	7,722,268	9,366,036	21.29%
Unrestricted	1,711,901	4,903,434	146,273	192,660	1,858,174	5,096,094	174.25%
Total Net Position	\$ 23,980,625	\$ 26,494,139	\$ 187,324	\$ 238,125	\$ 24,167,949	\$ 26,732,264	10.61%

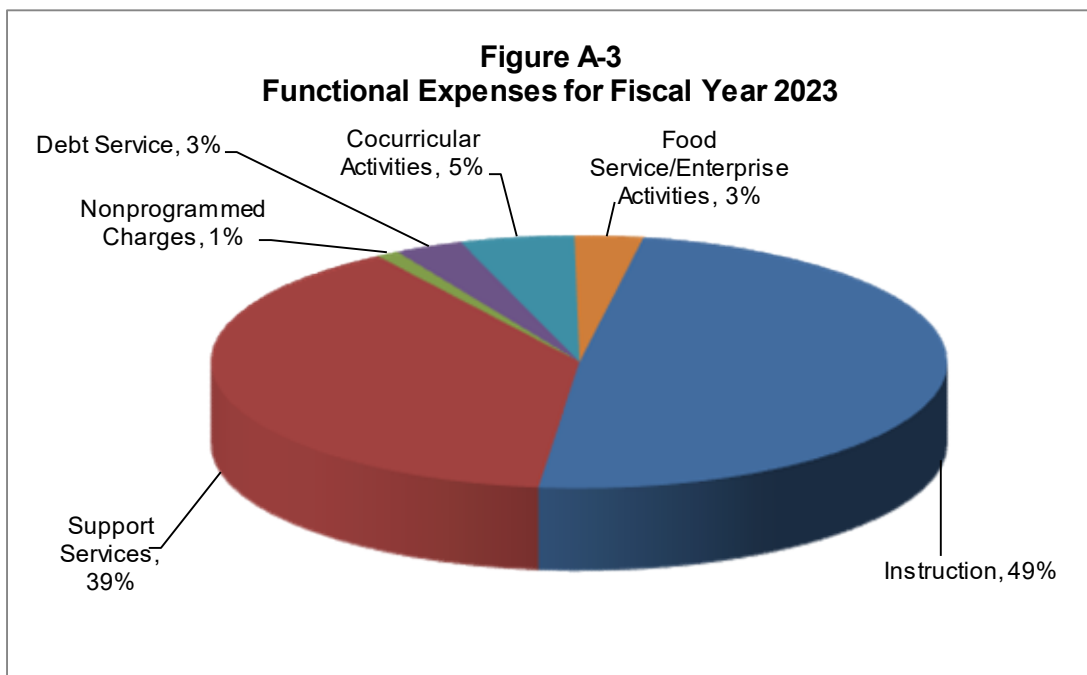
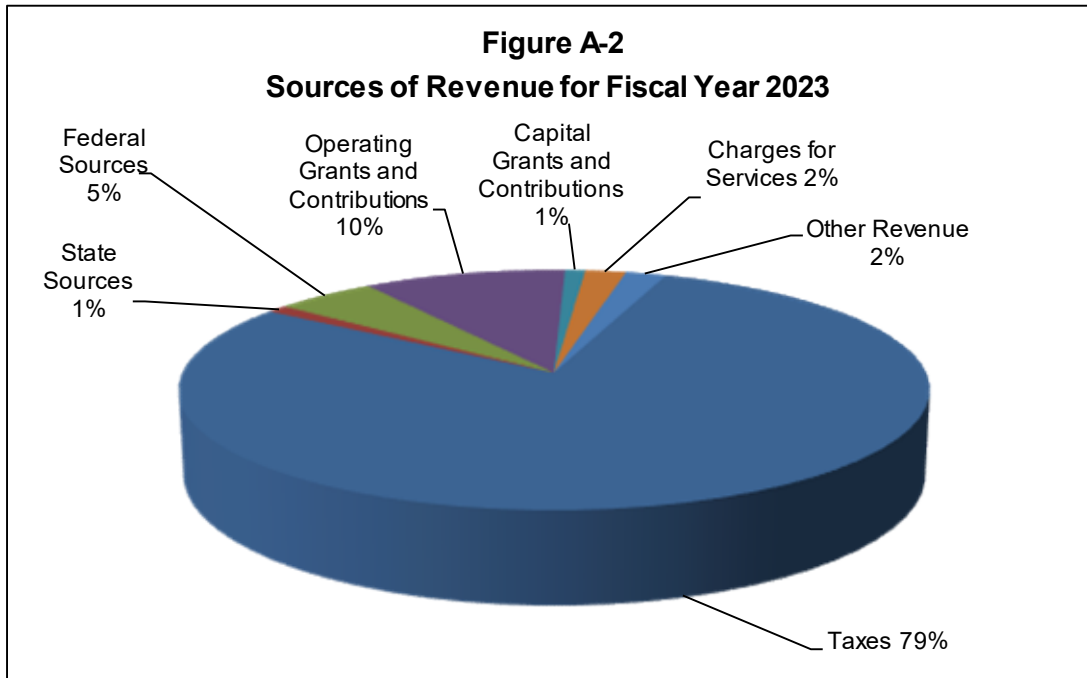
The Statement of Net Position reports all financial and capital resources. The statement presents the assets and liabilities in order of relative liquidity. The liabilities with average maturities greater than one year are reported in two components - the amount due within one year and the amount due in more than one year. The long-term liabilities of the District, consisting of capital outlay certificates payable, compensated absences payable, and early retirement benefits have been reported in this manner on the Statement of Net Position. The difference between the District's assets and liabilities and deferred outflows and inflows of resources is its net position.

Custer School District No. 16-1
Management's Discussion and Analysis (Unaudited)
June 30, 2023

Changes in Net Position

The District's revenues totaled \$16,605,468. Approximately 79% of the District's revenue came from property and other taxes with approximately 1% from state sources and 20% coming from grants and contributions, including federal sources (see Figure A-2).

The District's expenses cover a range of services encompassing instruction, support services, and food services. (See Figure A-3)



Custer School District No. 16-1
Management's Discussion and Analysis (Unaudited)
June 30, 2023

GOVERNMENTAL AND BUSINESS-TYPE ACTIVITIES

Table A-2 and the narrative that follows consider the operations of the governmental activities and the business-type activities of the District.

Table A-2
Custer School District No. 16-1
Changes in Net Position

	Governmental Activities		Business-type Activities		Total		Total Percentage Change
	2022	2023	2022	2023	2022	2023	2022 - 2023
Revenues							
Program Revenues:							
Charges for Services	\$ 73,691	\$ 98,970	\$ 68,305	\$ 250,314	\$ 141,996	\$ 349,284	145.98%
Operating Grants and Contributions	1,688,965	1,480,510	580,905	232,972	2,269,870	1,713,482	-24.51%
Capital Grants and Contributions	400,942	109,761	-	-	400,942	109,761	-72.62%
General Revenues:							
Taxes	12,056,901	13,014,375	-	-	12,056,901	13,014,375	7.94%
Revenue State Sources	313,733	215,921	-	-	313,733	215,921	-31.18%
Revenue Federal Sources	819,755	799,711	-	-	819,755	799,711	-2.45%
Revenue Intermediate Sources	63,826	41,560	-	-	63,826	41,560	-34.89%
Unrestricted Investment							
Earnings (Losses)	(33,144)	228,117	-	-	(33,144)	228,117	-788.26%
Other General Revenues	52,431	53,534	-	-	52,431	53,534	2.10%
Gain on Sale of Capital Assets	55,095	79,723	-	-	55,095	79,723	44.70%
Total Revenues	<u>15,492,195</u>	<u>16,122,182</u>	<u>649,210</u>	<u>483,286</u>	<u>16,141,405</u>	<u>16,605,468</u>	2.87%
Expenses							
Instruction	6,431,397	6,966,091	-	-	6,431,397	6,966,091	8.31%
Support Services	4,766,078	5,454,688	-	-	4,766,078	5,454,688	14.45%
Nonprogrammed Charges	89,691	71,427	-	-	89,691	71,427	-20.36%
Debt Service	460,713	429,852	-	-	460,713	429,852	-6.70%
Cocurricular Activities	551,558	655,818	-	-	551,558	655,818	18.90%
Community Services	9,923	30,792	-	-	9,923	30,792	210.31%
Other Business Type Funds	-	-	295	184	295	184	-37.63%
Food Service	-	-	552,994	432,301	552,994	432,301	-21.83%
Total Expenses	<u>12,309,360</u>	<u>13,608,668</u>	<u>553,289</u>	<u>432,485</u>	<u>12,862,649</u>	<u>14,041,153</u>	9.16%
Increase in Net Position	3,182,835	2,513,514	95,921	50,801	3,278,756	2,564,315	-21.79%
Net Position - Beginning	<u>20,797,790</u>	<u>23,980,625</u>	<u>91,403</u>	<u>187,324</u>	<u>20,889,193</u>	<u>24,167,949</u>	15.70%
Net Position - Ending	<u>\$ 23,980,625</u>	<u>\$ 26,494,139</u>	<u>\$ 187,324</u>	<u>\$ 238,125</u>	<u>\$ 24,167,949</u>	<u>\$ 26,732,264</u>	10.61%

Custer School District No. 16-1
Management's Discussion and Analysis (Unaudited)
June 30, 2023

GOVERNMENTAL ACTIVITIES

Revenues of the District's governmental activities increased by approximately 4.07% to \$16,122,182 and expenses increased by approximately 10.56% to \$13,608,668.

BUSINESS-TYPE ACTIVITIES

Revenues of the District's business-type activities (Food Service and Other Enterprise) decreased by approximately 25.56% to \$483,286 and expenses decreased by approximately 21.83% to \$432,485.

FINANCIAL ANALYSIS OF THE DISTRICT'S FUNDS

The General Fund balance decreased for the year ended June 30, 2023. This was due to expenses increasing more than revenues related to staffing costs. The Special Education fund balance showed an increase from the prior year due to an increase in local property tax revenue. The Capital Outlay fund balance was higher at year-end due to the timing of payments for construction projects and payment of long-term debt in the prior year.

GENERAL FUND BUDGETARY HIGHLIGHTS

The District did over-expend the General Fund budget for the year by \$432,810. The budget over-expenditures are primarily related to the un-budgeted use of ESSER funding in the current year.

CAPITAL ASSET ADMINISTRATION

By the end of FY 2023, the District had invested \$32,806,833 (net of depreciation) in a broad range of capital assets including land, buildings, various machinery, and equipment. (See Table A-3) This amount represents a net decrease (including additions and deductions) of \$79,362. The capitalization threshold remains at \$25,000 for all improvements, \$50,000 for all buildings, \$5,000 for all equipment for governmental activities, and \$1,000 for business-type activities.

Table A-3
Custer School District No. 16-1
Capital Assets (Net of Depreciation)

	Governmental Activities		Business-type Activities		Total Dollar Change	Total Percentage Change
	2022	2023	2022	2023	2022 - 2023	2022 - 2023
Land	\$ 388,458	\$ 388,458	\$ -	\$ -	\$ -	0.00%
Buildings	17,421,025	30,984,466	-	-	13,563,441	77.86%
Improvements	106,574	91,503	-	-	(15,071)	-14.14%
Construction in Progress	13,912,678	-	-	-	(13,912,678)	100.00%
Equipment	1,016,409	1,296,941	41,051	45,465	284,946	26.95%
Total Capital Assets (Net)	<u>\$ 32,845,144</u>	<u>\$ 32,761,368</u>	<u>\$ 41,051</u>	<u>\$ 45,465</u>	<u>\$ (79,362)</u>	-0.24%

This year's capital asset purchases were for snow equipment, a water heater, phone systems, security door systems, concrete work, playground equipment, sporting equipment, and construction of the Hermosa building. Construction on the school in Hermosa was completed in the CY and the building was placed into service as of June 30, 2023.

Custer School District No. 16-1
Management's Discussion and Analysis (Unaudited)
June 30, 2023

LONG-TERM DEBT

At year-end, the District had \$21,195,801 in Capital Outlay Certificates and other long-term obligations. This is a decrease of 5.41% as shown in Table A-4 below.

Table A-4
Custer School District No. 16-1
Outstanding Debt and Obligations

	Governmental Activities		Business-type Activities		Total Dollar Change	Total Percentage Change
	2022	2023	2022	2023	2022 - 2023	2022 - 2023
Capital Outlay Certificates	\$ 20,175,000	\$ 19,180,000	\$ -	\$ -	\$ (995,000)	-4.93%
(Discount)Premiums	1,513,687	1,356,699	-	-	(156,988)	-10.37%
Energy Efficient Loan	232,635	199,400	-	-	(33,235)	-14.29%
Early Retirement Payable	142,120	71,782	-	-	(70,338)	-49.49%
OPEB	27,229	-	-	-	(27,229)	-100.00%
Compensated Absences	317,691	387,920	-	-	70,229	22.11%
Total Outstanding Debt and Obligations	<u>\$ 22,408,362</u>	<u>\$ 21,195,801</u>	<u>\$ -</u>	<u>\$ -</u>	<u>\$ (1,212,561)</u>	<u>-5.41%</u>

The District is liable for the accrued sick leave payable to all staff. The accrual leave liability is reported as compensated absences in the above schedule and with the financial statements.

The District made debt service principal and interest payments on Capital Outlay Certificates in the amount of \$1,185,223 for principal and \$563,245 for interest.

ECONOMIC FACTORS AND NEXT YEAR'S BUDGETS AND RATES

The District has seen an increase in property taxes and enrollment in recent years increasing revenues. However, the District's enrollment fluctuates throughout the year making it difficult to budget revenues from year to year.

The following information is provided by the South Dakota Department of Education in the Issue Brief, State Aid to K-12 General Education Funding Formula, revised March 2021.

Funding K-12 Education: The funding formula, which is based on a target statewide average salary of \$55,756.21, for FY2024 the target salary is \$59,659.25. The formula is calculated as follows: For each district, calculate a target student-to-teacher ratio, based on a sliding scale by student enrollment (see below). The district's target number of teachers is calculated by dividing the district's current fall enrollment by the target student-to-staff ratio. The district's total instructional need is calculated by multiplying the district's target number of teachers by the statewide target for average teacher salary, and by increasing that total by 29% for benefits. The total instructional need is increased by a calculated overhead rate (FY2023 = 38.78%) to cover non-instructional costs. This category includes operating costs as well as salaries and benefits of non-instructional staff, such as administrators, guidance counselors, librarians, and school nurses. These steps calculate the district's total need for state aid. At this point, local effort is applied against total need, with the State providing any necessary funds to achieve the total need.

Custer School District No. 16-1
Management's Discussion and Analysis (Unaudited)
June 30, 2023

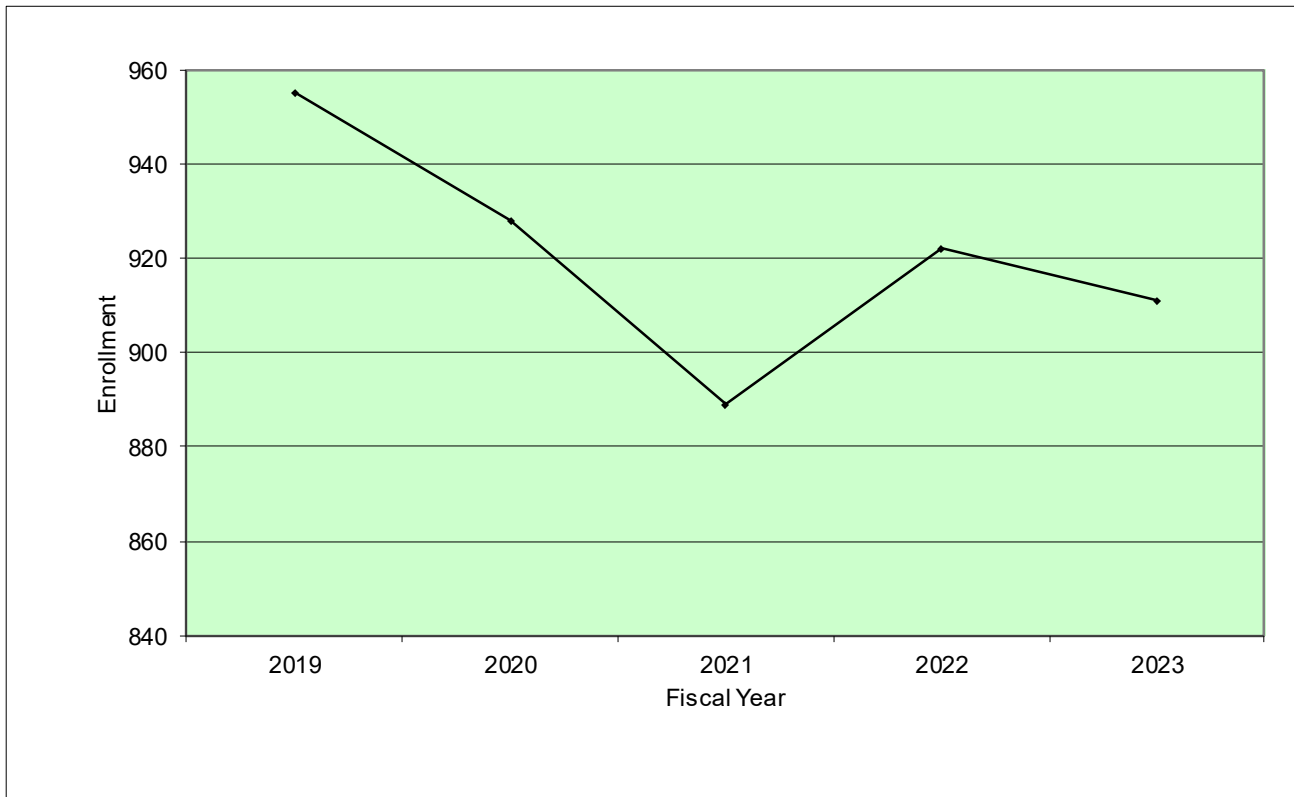
Target Teacher Ratio Factor: The law provides the following sliding scale for the target ratio, based on student enrollments (districts use the current year fall enrollment): Fewer than 200 - 12 students to 1 teacher; Between 200 and 600 - Sliding scale between 12 to 1 and 15 to 1; or Greater than 600 - 15 to 1.

This sliding scale retains the same enrollment thresholds as the small school adjustment of the previous funding formula. The formula does not require school districts to strictly meet the target ratio or to use a certain level of funding for benefits and overhead costs. Those are merely used to calculate total need, and districts retain local control over how to use the dollars they receive.

The capital outlay levy has also been modified to limit future growth in collections which may impair the District's ability to fund future capital projects.

Below is a graph that shows the trends in the District's average daily attendance for the last five years.

Average Daily Attendance by Fiscal Year



CONTACTING THE DISTRICT'S FINANCIAL MANAGEMENT

This financial report is designed to provide our citizens, taxpayers, customers, investors, and creditors with a general overview of the District's finances and to demonstrate the District's accountability for the money it receives. If you have questions about this report or need additional information, contact the Custer School's Business Office, 527 Montgomery Street, Custer, SD 57730.

BASIC FINANCIAL STATEMENTS

Custer School District No. 16-1
Statement of Net Position
June 30, 2023

	Governmental Activities	Business-type Activities	Total
ASSETS			
Cash and Cash Equivalents	\$ 10,176,849	\$ 192,908	\$ 10,369,757
Permanent Incidental Account	8,000	-	8,000
Investments	2,760,917	-	2,760,917
Taxes Receivable	5,943,978	-	5,943,978
Accounts Receivable	1,703	-	1,703
Due from Other Governments	548,589	21,040	569,629
Prepays	63,304	-	63,304
Inventories	-	11,734	11,734
Capital Assets:			
Land	388,458	-	388,458
Buildings	34,804,355	-	34,804,355
Improvements	1,250,828	-	1,250,828
Equipment	2,965,402	226,183	3,191,585
Less: Accumulated Depreciation	<u>(6,647,675)</u>	<u>(180,718)</u>	<u>(6,828,393)</u>
Total Capital Assets, Net of Depreciation	<u>32,761,368</u>	<u>45,465</u>	<u>32,806,833</u>
Restricted Assets:			
Net Pension Asset	24,049	-	24,049
Investments Restricted for Debt Service - Sinking Fund	<u>2,602,465</u>	<u>-</u>	<u>2,602,465</u>
Total Assets	<u>54,891,222</u>	<u>271,147</u>	<u>55,162,369</u>
DEFERRED OUTFLOWS OF RESOURCES			
Pension-related Deferred Outflows	<u>2,387,574</u>	<u>-</u>	<u>2,387,574</u>
TOTAL DEFERRED OUTFLOWS OF RESOURCES	<u>2,387,574</u>	<u>-</u>	<u>2,387,574</u>
LIABILITIES			
Accounts Payable	188,445	111	188,556
Other Current Liabilities	1,033,365	-	1,033,365
Unearned Revenue	-	32,911	32,911
Long-term Liabilities:			
Due Within One Year	3,615,575	-	3,615,575
Due in More than One Year	<u>17,580,226</u>	<u>-</u>	<u>17,580,226</u>
Total Liabilities	<u>22,417,611</u>	<u>33,022</u>	<u>22,450,633</u>

The accompanying notes are an integral part of this statement.

Custer School District No. 16-1
Statement of Net Position (Continued)
June 30, 2023

	<u>Governmental Activities</u>	<u>Business-type Activities</u>	<u>Total</u>
DEFERRED INFLOWS OF RESOURCES			
Property Taxes Levied for Future Periods	6,950,575	-	6,950,575
Pension-related Deferred Inflows	<u>1,416,471</u>	<u>-</u>	<u>1,416,471</u>
Total Deferred Inflows of Resources	<u>8,367,046</u>	<u>-</u>	<u>8,367,046</u>
NET POSITION			
Net Investment in Capital Assets	12,224,669	45,465	12,270,134
Restricted for:			
Capital Outlay	3,449,930	-	3,449,930
Special Education	2,318,489	-	2,318,489
Debt Service	2,602,465	-	2,602,465
Proportionate Share of Net Pension	995,152	-	995,152
Unrestricted	<u>4,903,434</u>	<u>192,660</u>	<u>5,096,094</u>
TOTAL NET POSITION	<u>\$ 26,494,139</u>	<u>\$ 238,125</u>	<u>\$ 26,732,264</u>

The accompanying notes are an integral part of this statement.

Custer School District No. 16-1
Statement of Activities
For the Year Ended June 30, 2023

Functions/Programs	Expenses	Program Revenues			Net (Expense) Revenue and Changes in Net Position		
		Charges for Services	Operating Grants and Contributions	Capital Grants and Contributions	Primary Government		
					Governmental Activities	Business-type Activities	Total
GOVERNMENTAL ACTIVITIES							
Instruction	\$ 6,966,091	\$ -	\$ 1,138,592	\$ -	\$ (5,827,499)	\$ -	\$ (5,827,499)
Support Services	5,454,688	56,867	335,863	109,761	(4,952,197)	-	(4,952,197)
Community Services	30,792	1,280	-	-	(29,512)	-	(29,512)
Cocurricular Activities	655,818	40,823	6,055	-	(608,940)	-	(608,940)
Nonprogrammed Charges	71,427	-	-	-	(71,427)	-	(71,427)
Interest on Long-term Debt *	429,852	-	-	-	(429,852)	-	(429,852)
Total Governmental Activities	13,608,668	98,970	1,480,510	109,761	(11,919,427)	-	(11,919,427)
BUSINESS-TYPE ACTIVITIES							
Food Service	432,301	250,314	232,972	-	-	50,985	50,985
Other Enterprise Funds	184	-	-	-	-	(184)	(184)
Total Business-type Activities	432,485	250,314	232,972	-	-	50,801	50,801
Total Primary Government	\$ 14,041,153	\$ 349,284	\$ 1,713,482	\$ 109,761	(11,919,427)	50,801	(11,868,626)
GENERAL REVENUES, TRANSFERS, AND GAINS							
Taxes:							
Property Taxes					12,673,123	-	12,673,123
Gross Receipts Taxes					341,252	-	341,252
Revenue from State Sources:							
State Aid					215,921	-	215,921
Revenue from Federal Sources					799,711	-	799,711
Revenue from Intermediate Sources					41,560	-	41,560
Unrestricted Investment Earnings					228,117	-	228,117
Other General Revenues					53,534	-	53,534
Sale of Surplus Property					79,723	-	79,723
Total General Revenues, Transfers, and Gains					14,432,941	-	14,432,941
CHANGE IN NET POSITION					2,513,514	50,801	2,564,315
NET POSITION - BEGINNING					23,980,625	187,324	24,167,949
NET POSITION - ENDING					\$26,494,139	\$ 238,125	\$26,732,264

* The District does not have interest expense related to the functions presented above. This amount includes indirect interest expense on general long-term debt.

Property Taxes	12,673,123	-	12,673,123
Gross Receipts Taxes	341,252	-	341,252
Revenue from State Sources:			
State Aid	215,921	-	215,921
Revenue from Federal Sources	799,711	-	799,711
Revenue from Intermediate Sources	41,560	-	41,560
Unrestricted Investment Earnings	228,117	-	228,117
Other General Revenues	53,534	-	53,534
Sale of Surplus Property	79,723	-	79,723
Total General Revenues, Transfers, and Gains			
	14,432,941	-	14,432,941
CHANGE IN NET POSITION			
	2,513,514	50,801	2,564,315
NET POSITION - BEGINNING			
	23,980,625	187,324	24,167,949
NET POSITION - ENDING			
	\$26,494,139	\$ 238,125	\$26,732,264

* The District does not have interest expense related to the functions presented above. This amount includes indirect interest expense on general long-term debt.

The accompanying notes are an integral part of this statement.

Custer School District No. 16-1
Balance Sheet - Governmental Funds
June 30, 2023

	General Fund	Capital Outlay Fund	Special Education Fund	Debt Service Fund	Total Governmental Funds
ASSETS					
Cash and Cash Equivalents	\$ 3,491,922	\$ 4,049,911	\$ 2,635,016	\$ -	\$ 10,176,849
Permanent Incidental Account	8,000	-	-	-	8,000
Investments	2,760,917	-	-	-	2,760,917
Taxes Receivable, Current	2,798,845	1,959,270	1,121,778	-	5,879,893
Taxes Receivable, Delinquent	35,726	18,313	10,046	-	64,085
Accounts Receivable, Net	1,703	-	-	-	1,703
Prepaid Expenses	23,546	39,758	-	-	63,304
Due from Other Governments	528,075	-	20,514	-	548,589
Restricted Assets:					
Investments Restricted for Debt Service	-	-	-	2,602,465	2,602,465
TOTAL ASSETS	\$ 9,648,734	\$ 6,067,252	\$ 3,787,354	\$ 2,602,465	\$ 22,105,805
LIABILITIES, DEFERRED INFLOWS OF RESOURCES AND FUND BALANCES					
Liabilities:					
Accounts Payable	\$ 94,015	\$ 86,545	\$ 7,885	\$ -	\$ 188,445
Contracts Payable	537,930	-	105,831	-	643,761
Payroll Deductions and Employer Matching Payable	159,669	-	28,075	-	187,744
Total Liabilities	791,614	86,545	141,791	-	1,019,950
Deferred Inflows of Resources:					
Property Taxes Levied for Future Periods	3,351,409	2,292,291	1,306,875	-	6,950,575
Delinquent Property Taxes Received Outside the Period of Availability	35,726	18,313	10,046	-	64,085
Total Deferred Inflows of Resources	3,387,135	2,310,604	1,316,921	-	7,014,660
Fund Balances:					
Restricted:					
For Capital Outlay	-	3,670,103	-	-	3,670,103
For Special Education	-	-	2,328,642	-	2,328,642
For Debt Service	-	-	-	2,602,465	2,602,465
Assigned:					
For Next Year's Budget	462,192	-	-	-	462,192
Unassigned	5,007,793	-	-	-	5,007,793
Total Fund Balances	5,469,985	3,670,103	2,328,642	2,602,465	14,071,195
TOTAL LIABILITIES, DEFERRED INFLOWS OF RESOURCES AND FUND BALANCES	\$ 9,648,734	\$ 6,067,252	\$ 3,787,354	\$ 2,602,465	\$ 22,105,805

The accompanying notes are an integral part of this statement.

Custer School District No. 16-1
Reconciliation of the Governmental Funds Balance
Sheet to the Statement of Net Position
June 30, 2023

Total Fund Balances - Governmental Funds	\$ 14,071,195
Amounts reported for governmental activities in the Statement of Net Position are different because:	
Capital assets used in governmental activities are not financial resources and, therefore, are not reported in the governmental funds.	32,761,368
Long-term liabilities are not due and payable in the current period and, therefore, are not reported as liabilities in the funds. Long-term liabilities at year-end consist of:	
General Obligation Debt Capital Outlay Certificates	(19,180,000)
Compensated Absences	(387,920)
Voluntary Separation Liability	(71,782)
Energy Efficient Loan	(199,400)
Accrued Interest Payable	(201,860)
Assets, including property taxes receivable and other receivables that are not available to pay for current period expenditures, are deferred in the governmental funds.	64,085
Proportionate share of the net pension asset is not an asset reported in the governmental funds.	24,049
Pension-related deferred outflows are components of pension liability (asset) and changes are not reported in the funds.	2,387,574
Pension-related deferred inflows are components of pension liability (asset) and changes are not reported in the funds.	(1,416,471)
Unamortized premiums and discounts on debt are immediately recognized as revenues or expenditures in the governmental funds but are not recognized as assets or liabilities in the government-wide statements.	<u>(1,356,699)</u>
Net Position - Governmental Activities	<u><u>\$ 26,494,139</u></u>

The accompanying notes are an integral part of this statement.

Custer School District No. 16-1
Statement of Revenues, Expenditures and Changes in
Fund Balances - Governmental Funds
For the Year Ended June 30, 2023

	General Fund	Capital Outlay Fund	Special Education Fund	Debt Service Fund	Total Governmental Funds
REVENUES					
Revenue from Local Sources:					
Taxes:					
Ad Valorem Taxes	\$ 6,028,530	\$ 4,217,927	\$ 2,396,498	\$ -	\$ 12,642,955
Gross Receipts Taxes	341,252	-	-	-	341,252
Penalties and Interest on Taxes	35,819	15,478	8,059	-	59,356
Cocurricular Activities	40,823	-	-	-	40,823
Earnings on Deposits	181,772	-	-	46,345	228,117
Other Local Revenue	102,311	-	36,396	-	138,707
Total Revenue from Local Sources	<u>6,730,507</u>	<u>4,233,405</u>	<u>2,440,953</u>	<u>46,345</u>	<u>13,451,210</u>
Revenue from Intermediate Sources:					
County Sources	<u>41,560</u>	<u>-</u>	<u>-</u>	<u>-</u>	<u>41,560</u>
Revenue from State Sources:					
Unrestricted Grants-in-aid	215,921	-	-	-	215,921
Restricted Grants-in-aid	<u>5,483</u>	<u>-</u>	<u>-</u>	<u>-</u>	<u>5,483</u>
Total Revenue from State Sources	<u>221,404</u>	<u>-</u>	<u>-</u>	<u>-</u>	<u>221,404</u>
Revenue from Federal Sources:					
Unrestricted Grants-in-aid	799,711	-	-	-	799,711
Restricted Grants-in-aid	<u>1,115,117</u>	<u>176,143</u>	<u>266,502</u>	<u>-</u>	<u>1,557,762</u>
Total Revenue from Federal Sources	<u>1,914,828</u>	<u>176,143</u>	<u>266,502</u>	<u>-</u>	<u>2,357,473</u>
Total Revenue	<u>8,908,299</u>	<u>4,409,548</u>	<u>2,707,455</u>	<u>46,345</u>	<u>16,071,647</u>

The accompanying notes are an integral part of this statement.

Custer School District No. 16-1
Statement of Revenues, Expenditures and Changes in
Fund Balances - Governmental Funds (Continued)
For the Year Ended June 30, 2023

	General Fund	Capital Outlay Fund	Special Education Fund	Debt Service Fund	Total Governmental Funds
EXPENDITURES					
Instructional Services:					
Regular Programs	4,620,336	252,661	-	-	4,872,997
Special Programs	236,996	40,943	1,573,813	-	1,851,752
Total Instructional Services	<u>4,857,332</u>	<u>293,604</u>	<u>1,573,813</u>	<u>-</u>	<u>6,724,749</u>
Support Services:					
Pupils	377,653	-	403,308	-	780,961
Instructional Staff	561,790	32,021	10,668	-	604,479
General Administration	523,821	-	-	-	523,821
School Administration	565,301	-	-	-	565,301
Business	2,138,455	523,081	-	-	2,661,536
Special Education	-	-	245,629	-	245,629
Total Support Services	<u>4,167,020</u>	<u>555,102</u>	<u>659,605</u>	<u>-</u>	<u>5,381,727</u>
Cocurricular Activities:					
Male Activities	98,512	-	-	-	98,512
Female Activities	65,647	-	-	-	65,647
Transportation	150,544	-	-	-	150,544
Combined Activities	211,089	55,036	-	-	266,125
Total Cocurricular Activities	<u>525,792</u>	<u>55,036</u>	<u>-</u>	<u>-</u>	<u>580,828</u>
Other Nonprogrammed Costs:					
Compensated Absence Payments	71,535	-	-	-	71,535
Debt Services	-	1,621,827	-	-	1,621,827
Capital Outlay	-	548,916	-	-	548,916
Total Expenditures	<u>9,621,679</u>	<u>3,074,485</u>	<u>2,233,418</u>	<u>-</u>	<u>14,929,582</u>

The accompanying notes are an integral part of this statement.

Custer School District No. 16-1
Statement of Revenues, Expenditures and Changes in
Fund Balances - Governmental Funds (Continued)
For the Year Ended June 30, 2023

	General Fund	Capital Outlay Fund	Special Education Fund	Debt Service Fund	Total Governmental Funds
EXCESS (DEFICIENCY) OF REVENUES OVER EXPENDITURES	<u>(713,380)</u>	<u>1,335,063</u>	<u>474,037</u>	<u>46,345</u>	<u>1,142,065</u>
OTHER FINANCING SOURCES (USES)					
Transfer In (Out)	400,000	(566,000)	-	166,000	-
Sale of Surplus Property	4,394	-	-	-	4,394
Compensation for Loss of General Capital Assets	<u>105,080</u>	<u>-</u>	<u>-</u>	<u>-</u>	<u>105,080</u>
Total Other Financing Sources (Uses)	<u>509,474</u>	<u>(566,000)</u>	<u>-</u>	<u>166,000</u>	<u>109,474</u>
NET CHANGE IN FUND BALANCES	(203,906)	769,063	474,037	212,345	1,251,539
FUND BALANCE - BEGINNING	<u>5,673,891</u>	<u>2,901,040</u>	<u>1,854,605</u>	<u>2,390,120</u>	<u>12,819,656</u>
FUND BALANCE - ENDING	<u>\$ 5,469,985</u>	<u>\$ 3,670,103</u>	<u>\$ 2,328,642</u>	<u>\$ 2,602,465</u>	<u>\$ 14,071,195</u>

The accompanying notes are an integral part of this statement.

Custer School District No. 16-1
Reconciliation of the Governmental Funds Statement of Revenues,
Expenditures, and Changes in Fund Balances to the Statement of Activities
For the Year Ended June 30, 2023

Net Change in Fund Balances - Total Governmental Funds	\$ 1,251,539
Amounts reported for governmental activities in the Statement of Activities are different because:	
Governmental funds report capital outlays as expenditures. However, in the Statement of Activities, the cost of those assets is allocated over their estimated useful lives and reported as depreciation expense. This is the amount by which depreciation exceeded capital asset purchases in the current period.	(54,026)
Governmental funds only report proceeds from the sale of capital assets. However, the Statement of Activities reports gains and losses on capital assets. This is the amount in which retired capital assets book value exceeded accumulated depreciation.	(29,750)
The recognition of revenues in the governmental funds differs from the recognition in the governmental activities in the fact that revenue accruals in the fund financial statements require the amounts to be "available."	(29,188)
Governmental funds do not reflect the change in compensated absences, voluntary separation, and OPEB liabilities, but the Statement of Activities reflects the change in these accruals through expenses.	27,338
Repayment of general obligation debt is an expenditure in the governmental funds, but the repayment reduces long-term liabilities in the Statement of Net Position.	1,028,235
Unamortized discounts/premiums associated with general obligation debt are recorded as expenditures or other financing sources in the governmental funds. However, these items are amortized over the life of the debt in the governmental activities. This is the amount by which deferrals exceeded unamortized discounts/premiums for the current period.	156,988
Accrued interest expense reported in the Statement of Activities does not require the use of current financial resources and is not reported in the funds.	6,750
Pension expenses in the Statement of Activities that do not provide current financial resources are not reported as expenses in the funds.	155,628
Change in Net Position of Governmental Activities	<u>\$ 2,513,514</u>

The accompanying notes are an integral part of this statement.

Custer School District No. 16-1
Statement of Net Position - Proprietary Funds
June 30, 2023

	Enterprise Funds		
	Food Service Fund	Other Enterprise Fund (Non-major)	Totals
ASSETS			
Current Assets:			
Cash and Cash Equivalents	\$ 185,430	\$ 7,478	\$ 192,908
Due from Other Governments	21,040	-	21,040
Inventory	11,734	-	11,734
Total Current Assets	218,204	7,478	225,682
Noncurrent Assets:			
Machinery and Equipment - Local Funds	226,183	-	226,183
Less: Accumulated Depreciation	(180,718)	-	(180,718)
Total Noncurrent Assets	45,465	-	45,465
TOTAL ASSETS	263,669	7,478	271,147
LIABILITIES			
Current Liabilities:			
Accounts Payable	111	-	111
Unearned Revenue	32,911	-	32,911
TOTAL LIABILITIES	33,022	-	33,022
NET POSITION			
Net Investment in Capital Assets	45,465	-	45,465
Unrestricted	185,182	7,478	192,660
TOTAL NET POSITION	\$ 230,647	\$ 7,478	\$ 238,125

The accompanying notes are an integral part of this statement.

Custer School District No. 16-1
Statement of Revenues, Expenses and Changes in Fund
Net Position - Proprietary Funds
For the Year Ended June 30, 2023

	Enterprise Funds		
	Food Service Fund	Other Enterprise Fund (Non-major)	Totals
OPERATING REVENUE			
Sales to Pupils	\$ 250,314	\$ -	\$ 250,314
OPERATING EXPENSES			
Purchased Services	406,425	-	406,425
Supplies	-	184	184
Cost of Sales - Purchased	457	-	457
Cost of Sales - Donated Food	14,223	-	14,223
Depreciation	11,196	-	11,196
Total Operating Expenses	432,301	184	432,485
OPERATING LOSS	(181,987)	(184)	(182,171)
NONOPERATING REVENUE			
State Sources:			
Cash Reimbursements	959	-	959
Federal Sources:			
Cash Reimbursements	214,210	-	214,210
Donated Food	17,803	-	17,803
Total Nonoperating Revenues	232,972	-	232,972
CHANGE IN NET POSITION	50,985	(184)	50,801
NET POSITION - BEGINNING	179,662	7,662	187,324
NET POSITION - ENDING	\$ 230,647	\$ 7,478	\$ 238,125

The accompanying notes are an integral part of this statement.

Custer School District No. 16-1
Statement of Cash Flows - Proprietary Funds
For the Year Ended June 30, 2023

	Enterprise Funds		
	Food Service Fund	Other Enterprise Fund (Non-major)	Totals
CASH FLOWS FROM OPERATING ACTIVITIES			
Receipts from Customers	\$ 248,659	\$ -	\$ 248,659
Payments to Suppliers	(406,817)	(184)	(407,001)
Net Cash Used by Operating Activities	(158,158)	(184)	(158,342)
CASH FLOWS FROM NONCAPITAL FINANCING ACTIVITIES			
Operating Subsidies	194,131	-	194,131
CASH FLOWS FROM CAPITAL AND RELATED FINANCING ACTIVITIES			
Purchase of Capital Assets	(15,610)	-	(15,610)
NET INCREASE (DECREASE) IN CASH AND CASH EQUIVALENTS	20,363	(184)	20,179
CASH AND CASH EQUIVALENTS AT BEGINNING OF YEAR	165,067	7,662	172,729
CASH AND CASH EQUIVALENTS AT END OF YEAR	<u>\$ 185,430</u>	<u>\$ 7,478</u>	<u>\$ 192,908</u>
RECONCILIATION OF OPERATING LOSS TO NET CASH USED BY OPERATING ACTIVITIES			
Operating Loss	\$ (181,987)	\$ (184)	\$ (182,171)
Adjustments to Reconcile Operating Loss to Net Cash Used by Operating Activities:			
Depreciation Expense	11,196	-	11,196
Cost of Sales - Donated Food	14,223	-	14,223
Change in Assets and Liabilities:			
Accounts Payable	65	-	65
Payroll Liabilities	-	-	-
Deferred Revenue	(1,655)	-	(1,655)
NET CASH USED BY OPERATING ACTIVITIES	<u>\$ (158,158)</u>	<u>\$ (184)</u>	<u>\$ (158,342)</u>
NONCASH INVESTING, CAPITAL AND FINANCING ACTIVITIES			
Value of Commodities Received	<u>\$ 17,803</u>	<u>\$ -</u>	<u>\$ 17,803</u>

The accompanying notes are an integral part of this statement.

Custer School District No. 16-1
Statement of Fiduciary Net Position - Fiduciary Funds
June 30, 2023

	<u>Custodial Funds</u>
ASSETS	
Cash and Cash Equivalents	<u>\$ 151,390</u>
TOTAL ASSETS	<u><u>\$ 151,390</u></u>
NET POSITION	
Restricted for:	
Individuals and Organizations	<u>\$ 151,390</u>
TOTAL NET POSITION	<u><u>\$ 151,390</u></u>

The accompanying notes are an integral part of this statement.

Custer School District No. 16-1
Statement of Changes in Fiduciary Net Position - Fiduciary Funds
June 30, 2023

	<u>Custodial Funds</u>
ADDITIONS	
Contributions and Donations	\$ 311,211
DEDUCTIONS	
Payments for Student Activities	<u>297,241</u>
CHANGE IN NET POSITION	13,970
NET POSITION - BEGINNING	<u>137,420</u>
NET POSITION - ENDING	<u><u>\$ 151,390</u></u>

The accompanying notes are an integral part of this statement.

Custer School District No. 16-1
Notes to the Financial Statements
June 30, 2023

NOTE 1 - SUMMARY OF SIGNIFICANT ACCOUNTING POLICIES

The accounting policies of the District conform to generally accepted accounting principles applicable to government entities in the United States of America.

A. REPORTING ENTITY

The reporting entity of Custer School District No. 16-1 (the District), consists of the primary government (which includes all of the funds, organizations, institutions, agencies, departments, and offices that make up the legal entity, plus those funds for which the primary government has a fiduciary responsibility, even though those fiduciary funds may represent organizations that do not meet the criteria for inclusion in the financial reporting entity); those organizations for which the primary government is financially accountable; and other organizations for which the nature and significance of their relationship with the primary government are such that their exclusion would cause the financial reporting entity's financial statements to be misleading or incomplete.

The District is a public education agency operating under the applicable laws and regulations of the State of South Dakota. It is governed by a seven-member Board of Trustees (the Board) elected by registered voters of the District. The Board has the authority to make decisions, appoint administrators and managers, and significantly influence operations. It also has accountability for fiscal matters. There are no component units included within the reporting entity.

The District participates in two cooperative service units with several other school districts. See Note 10 - Joint Venture for specific disclosures. Joint ventures do not meet the criteria for inclusion in the financial reporting entity as a component unit but are discussed in the notes because of the nature of their relationship with the District.

B. GOVERNMENT-WIDE AND FUND FINANCIAL STATEMENTS

Government-wide Financial Statements

The Statement of Net Position and the Statement of Activities display information about the District as a whole. They include all funds of the District except for fiduciary funds. The statements distinguish between governmental and business-type activities. Governmental activities generally are financed through taxes, intergovernmental revenues, and other non-exchange revenues. Business-type activities are financed in whole or in part by fees charged to external parties for goods or services.

The Statement of Net Position reports all financial and capital resources in a net position form (assets and deferred inflows of resources minus liabilities and deferred outflows of resources equal net position). Net positions are displayed in three components, as applicable: net investment in capital assets, restricted (distinguishing between major categories of restrictions), and unrestricted.

The Statement of Activities presents a comparison between direct expenses and program revenues for each segment of the business-type activities of the District and for each function of the District's governmental activities. Direct expenses are those that are specifically associated with a program or function and, therefore, are clearly identifiable to a particular function. Program revenues include (a) charges paid by recipients of goods and services offered by the programs and (b) grants and contributions that are restricted to meeting the operational or capital requirements of a particular program. Revenues that are not classified as program revenues, including all taxes, are presented as general revenues.

Custer School District No. 16-1
Notes to the Financial Statements
June 30, 2023

NOTE 1 - SUMMARY OF SIGNIFICANT ACCOUNTING POLICIES (CONTINUED)

Fund Financial Statements

Fund financial statements of the reporting entity are organized into funds, each of which is considered to be a separate accounting entity. Each fund is accounted for by providing a separate set of self-balancing accounts that constitute its assets, liabilities, deferred inflows and outflows of resources, fund equity, revenues, and expenditures/expenses. Funds are organized into three major categories: governmental, proprietary, and fiduciary. Major individual governmental and proprietary funds are reported in separate columns.

C. FUND TYPES AND MAJOR FUNDS

An emphasis is placed on major funds within the governmental and proprietary categories. A fund is considered major if it is a primary operating fund of the District or if it meets the following criteria:

1. Total assets, deferred outflows of resources, liabilities, deferred inflows of resources, revenues, or expenditures/expenses of the individual governmental or enterprise fund are at least 10 percent of the corresponding total for all funds of that category or type, and
2. Total assets, deferred outflows of resources, liabilities, deferred inflows of resources, revenues, or expenditures/expenses of the individual governmental or enterprise fund are at least 5 percent of the corresponding total for all governmental and enterprise funds combined, or
3. Management has elected to classify one or more governmental or enterprise funds as major for consistency in reporting year to year or because of public interest in the fund's operations.

The funds of the District are described below within their respective fund types:

Governmental Funds

General Fund - The General Fund is established by South Dakota Codified Laws (SDCL) 13-16-3 to meet all the general operational costs of the District, excluding Capital Outlay Fund and Special Education Fund expenditures. The General Fund is always a major fund.

Special Revenue Fund Types - Special revenue funds are used to account for the proceeds of specific revenue sources that are legally restricted to expenditures for specified purposes. The District's special revenue funds are as follows:

Capital Outlay Fund - A fund established by SDCL 13-16-6 to meet expenditures that result in the lease of, acquisitions of or additions to real property, plant or equipment, textbooks, and instructional software. This fund is financed by property taxes and is a major fund.

Special Education Fund - A fund established by SDCL 13-37-16 to pay the costs for the special education of all children in need of special assistance and prolonged assistance who reside within the district. This fund is financed primarily by property taxes and state and federal grants. This is a major fund.

Debt Service Fund - Debt service funds are used to account for the accumulation of resources for the payment of general long-term debt principal, interest, and related costs. The District has one debt service fund used to accumulate annual principal payments in escrow for the eventual repayment of the 2009A Capital Outlay Certificates. The debt service fund is a major fund.

Custer School District No. 16-1
Notes to the Financial Statements
June 30, 2023

NOTE 1 - SUMMARY OF SIGNIFICANT ACCOUNTING POLICIES (CONTINUED)

Proprietary Funds

Enterprise Fund Types - Enterprise funds are used to account for operations that (a) are financed and operated in a manner similar to private business enterprises, where the focus of the governing body is the costs (expenses, including depreciation) of providing goods or services to the general public on a continuing basis whether financed or recovered through user charges or grants; or (b) where the governing body has decided periodic determination of revenues earned, expenses incurred, and or net income is appropriate for capital maintenance, public policy, management control, accountability, or other purposes. The District's enterprise funds are as follows:

Food Service Fund - A fund used to record financial transactions related to food service operations. This fund is financed by user charges and grants. This is a major fund.

Other Enterprise Fund - A fund used to record financial transactions related to the driver's education program. This fund is financed by user charges. This is not a major fund.

Fiduciary Funds

Fiduciary funds are never considered to be major funds.

Custodial Funds - Custodial funds are used to report fiduciary activities that are not required to be reported in pension (and other employee benefit) trust funds, investment trust funds, or private purpose trust funds. The District maintains custodial funds to hold assets as an agent in a trustee capacity for venues, classes, clubs, and so on.

D. MEASUREMENT FOCUS AND BASIS OF ACCOUNTING

Measurement focus is a term used to describe "how" transactions are recorded within the various financial statements. Basis of accounting refers to "when" revenues and expenditures or expenses are recognized in the accounts and reported in the financial statements, regardless of the measurement focus.

Measurement Focus

Government-wide Financial Statements

In the government-wide Statement of Net Position and Statement of Activities, both governmental and business-type activities are presented using the "economic resources" measurement focus, applied on the accrual basis of accounting.

Fund Financial Statements

In the fund financial statements, the "current financial resources" measurement focus and the modified accrual basis of accounting are applied to governmental funds, while the "economic resources" measurement focus and the accrual basis of accounting are applied to the proprietary and fiduciary fund types.

Basis of Accounting

Government-wide Financial Statements

In the government-wide Statement of Net Position and Statement of Activities, governmental and business-type activities are presented using the accrual basis of accounting. Under the accrual basis of accounting, revenues and related assets generally are recorded when earned (usually when the right to receive cash vests), and expenses and related liabilities are recorded when an obligation is incurred (usually when the obligation to pay cash in the future vests).

Custer School District No. 16-1
Notes to the Financial Statements
June 30, 2023

NOTE 1 - SUMMARY OF SIGNIFICANT ACCOUNTING POLICIES (CONTINUED)

Fund Financial Statements

All governmental funds are accounted for using the modified accrual basis of accounting. Their revenues, including property taxes, generally are recognized when they become measurable and available. "Available" means resources are collected or will be collected soon enough after the end of the fiscal year that they can be used to pay the bills of the current period. The District considers significant revenues reported in the governmental funds to be available if the revenues are collected within sixty days after year-end.

Receivables, such as taxes receivable and grants receivable, may be measurable but not available. Available means collectible within the current period or soon enough thereafter to be used to pay liabilities of the current period. Reported deferred inflows of resources are those where asset recognition criteria have been met, but for which revenue recognition criteria have not been met.

Expenditures are generally recorded when the related fund liability is incurred. Exceptions to this general rule include principal and interest on general long-term debt, which is recognized when due.

All proprietary funds and fiduciary funds are accounted for using the accrual basis of accounting. Their revenues are recognized when they are earned, and their expenses are recognized when they are incurred.

E. INTERFUND ELIMINATIONS AND RECLASSIFICATIONS

In the process of aggregating data for the government-wide financial statements, the District has charged certain "centralized expenses", including an administrative overhead component, as direct expenses to programs in order to show all expenses that are associated with a service, program, or department. This process minimizes the doubling-up effect on internal activity.

F. CASH AND CASH EQUIVALENTS

The District pools its cash resources for deposit purposes. Accordingly, the enterprise funds have access to their cash resources on demand. All reported enterprise fund deposit balances are considered to be cash equivalents for the purpose of the Statement of Cash Flows.

G. INVENTORY

Inventory is valued at the lower of cost or market. The cost valuation method is first-in, first-out for enterprise fund inventories and the average cost for governmental fund inventories.

Donated commodities are valued at estimated market value based on the USDA price list at the date of receipt.

Inventory in the governmental funds and governmental activities consists of expendable supplies held for consumption. In the government-wide financial statements and governmental funds, inventory items are initially recorded as assets and charged to expense in the various functions of government as they are consumed. Inventories reported in the fund financial statements are equally offset by nonspendable fund balance which indicates that they do not constitute "available spendable resources" even though they are a component of net current assets. Nonspendable fund balances related to inventory are reported net of the related liability (accounts payable).

Custer School District No. 16-1
Notes to the Financial Statements
June 30, 2023

NOTE 1 - SUMMARY OF SIGNIFICANT ACCOUNTING POLICIES (CONTINUED)

H. RESTRICTED ASSETS

The District has reported restricted assets in the Debt Service fund and on the Statement of Net Position. The amounts reported as restricted for the retirement of debt represent the Sinking Fund for outstanding Capital Outlay certificates. The restricted assets are Certificates of Deposit, US Treasury Notes, and US Treasury Strips bearing various interest rates and maturing between 2023 and 2024. See Note 2 for additional information related to investments held.

I. CAPITAL ASSETS

Capital assets include land, buildings, improvements, equipment, and all other tangible or intangible assets that are used in operations and that have initial useful lives extending beyond a single reporting period.

The accounting treatment of capital assets depends on whether the assets are used in governmental fund operations or proprietary fund operations and whether they are reported in the government-wide or fund financial statements.

Government-wide Financial Statements

All capital assets are valued at historical cost or estimated historical cost if the actual historical cost is not available. Donated capital assets are valued at their acquisition value on the date donated. Interest costs incurred during the construction of capital assets are not capitalized.

Capitalization thresholds (the dollar value above which individual asset acquisitions are added to the capital asset accounts) and estimated useful lives of capital assets reported in the government-wide financial statements and proprietary funds are as follows:

	Capitalization Threshold	Estimated Useful Life
Land	\$ All	-----
Buildings	50,000	33-100 yrs
Improvements	25,000	5-25 yrs
Equipment (governmental activities)	5,000	5-20 yrs
Equipment (proprietary funds)	1,000	5-20 yrs

Depreciation expense is calculated using the straight-line and composite methods. Depreciation of all exhaustible capital assets is recorded as an allocated expense in the Statement of Activities. Land is an inexhaustible capital asset and is not depreciated.

Fund Financial Statements

In the fund financial statements, capital assets used in governmental fund operations are accounted for as capital expenditures of the governmental fund upon acquisition. Capital assets used in proprietary fund operations are accounted for on the accrual basis, the same as in the government-wide financial statements.

Custer School District No. 16-1
Notes to the Financial Statements
June 30, 2023

NOTE 1 - SUMMARY OF SIGNIFICANT ACCOUNTING POLICIES (CONTINUED)

J. LONG-TERM LIABILITIES

The accounting treatment of long-term liabilities depends on whether the assets are used in governmental fund operations or proprietary fund operations and whether they are reported in the government-wide or fund financial statements.

Government-wide Financial Statements

All long-term liabilities to be repaid from governmental and business-type resources are reported as liabilities in the government-wide financial statements. Long-term liabilities consist of compensated absences, voluntary separation, loans, and capital outlay certificates.

Compensated Absences Payable - Compensated absences payable is the annual leave earned by employees. Vacation leave is earned by twelve-month employees at varying rates depending on years of service. Sick leave is earned by the employees at the rate of one day for each month worked. Upon termination employees are entitled to receive compensation for their accrued annual leave, employees are not entitled to compensation for sick leave balances. Accrued leave payable balances are reported in Note 5 as compensated absences. For employees normally paid out of the governmental funds, these amounts are charged as an expenditure at the time of termination or when the benefit becomes payable to the employee.

Fund Financial Statements

In the fund financial statements, debt proceeds are reported as revenues (other financing sources), while payments of principal and interest are reported as expenditures when they become due. The accounting for proprietary fund long-term debt is on the accrual basis, the same as in the government-wide financial statements.

K. LEASES

Lessee:

The District is a lessee for noncancelable leases of equipment. The District recognizes a lease liability and an intangible right-to-use lease asset (lease asset) in the government-wide financial statements. The District recognizes lease liabilities with an initial, individual value of \$15,500 or more.

At the commencement of a lease, the District initially measures the lease liability at the present value of payments expected to be made during the lease term. Subsequently, the lease liability is reduced by the principal portion of lease payments made. The lease asset is initially measured as the initial amount of the lease liability, adjusted for lease payments made at or before the lease commencement date, plus certain initial direct costs. Subsequently, the lease is amortized on a straight-line basis over its useful life.

Key estimates and judgments related to leases include how the District determines (1) the discount rate it uses to discount the expected lease payments to present value, (2) lease term, and (3) lease payments.

- The District uses the interest rate charged by the lessor as the discount rate. When the interest rate charged by the lessor is not provided, the District generally uses its estimated incremental borrowing rate as the discount rate for leases.
- The lease term includes the noncancellable period of the lease. Lease payments included in the measurement of the lease liability are composed of fixed payments and purchase option price that the District is reasonably certain to exercise.

Custer School District No. 16-1
Notes to the Financial Statements
June 30, 2023

NOTE 1 - SUMMARY OF SIGNIFICANT ACCOUNTING POLICIES (CONTINUED)

The District monitors changes in circumstances that would require a remeasurement of its lease and will remeasure the lease asset and liability if certain changes occur that are expected to significantly affect the amount of the lease liability.

Lease assets are reported with other capital assets and lease liabilities are reported with long-term debt on the Statement of Net Position.

Lessor:

The District may be a lessor for a noncancellable lease of property, though as of June 30, 2023, the District was not a lessor. The District recognizes a lease receivable and deferred inflow of resources in the government-wide and governmental fund financial statements.

At the commencement of a lease, the District initially measures the lease receivable at the present value of payments expected to be received during the lease term. Subsequently, the lease receivable is reduced by the principal portion of the lease payments received. The deferred inflow of resources is initially measured as the initial amount of the lease receivable, adjusted for lease payments received at or before the lease commencement date. Subsequently, the deferred inflow of resources is recognized as revenue over the life of the lease term.

Key estimates and judgments include how the District determines (1) the discount rate it uses to discount the expected lease receipts to present value, (2) lease term, and (3) lease receipts.

- The District uses its incremental borrowing rate as the discount rate for leases.
- The lease term includes the noncancellable period of the lease. Lease receipts included in the measurement of the lease receivable are composed of fixed payments from the lessee.

The District monitors changes in circumstances that would require a remeasurement of its lease and will remeasure the lease receivable and deferred inflows of resources if certain changes occur that are expected to significantly affect the amount of the lease receivable.

L. SUBSCRIPTION-BASED INFORMATION TECHNOLOGY ARRANGEMENTS

The District may enter into subscription-based information technology arrangements (SBITAs) with vendors to use vendor-provided information technology. As of June 30, 2023, the District had no SBITAs. The District recognizes a subscription liability and an intangible right-to-use subscription asset (subscription asset) in the government-wide financial statements. The District recognizes subscription liabilities with an initial, individual value of \$15,500 or more.

At the commencement of a subscription, the District initially measures the subscription liability at the present value of payments expected to be made during the subscription term. Subsequently, the subscription liability is reduced by the principal portion of the subscription payments made. The subscription asset is initially measured as the initial amount of the subscription liability, adjusted for subscription payments made at or before the subscription commencement date, plus certain initial implementation costs. Subsequently, the subscription asset is amortized on a straight-line basis over its useful life.

Custer School District No. 16-1
Notes to the Financial Statements
June 30, 2023

NOTE 1 - SUMMARY OF SIGNIFICANT ACCOUNTING POLICIES (CONTINUED)

Key estimates and judgments related to the subscription include how the District determines (1) the discount rate it uses to discount the expected subscription payments to present value, (2) subscription term, and (3) subscription payments.

- The District uses the interest rate charged by the vendor as the discount rate. When the interest rate charged by the vendor is not provided, the District generally uses its estimated incremental borrowing rate as the discount rate for subscriptions.
- The subscription term includes the noncancellable period of the subscription. Subscription payments included in the measurement of the subscription liability are composed of fixed payments and purchase option price that the District is reasonably certain to exercise.

The District monitors changes in circumstances that would require a remeasurement of its subscription and will remeasure the subscription asset and liability if certain changes occur that are expected to significantly affect the amount of the subscription liability.

Subscription assets are reported with other capital assets and subscription liabilities are reported with long-term debt on the statement of net position.

M. DEFERRED OUTFLOWS/INFLOWS OF RESOURCES

The District reports increases in net position that relate to future periods as deferred outflows of resources in a separate section of its government-wide and proprietary funds statements of net position. The only deferred outflow of resources reported is a deferred amount arising from the District's pension plan for qualified retirees as discussed in Note 9. There are no deferred outflows of resources reported in the governmental funds balance sheet.

The District's financial statements report a separate section for deferred inflows of resources. This section reflects a decrease in net position that applies to a future period or periods. Under the modified accrual basis of accounting, governmental fund revenues are not recognized until available (collected no later than 60 days after the end of the District's fiscal year). The District reports the following as deferred inflows of resources in the governmental funds: property taxes levied but not collected within the available period and property taxes collected within the available period that are intended to finance the next fiscal year. In the government-wide financial statements, the District reports deferred inflows of resources for the property taxes that are levied for future periods and amounts related to the pension plan. The District has no deferred inflows of resources in the proprietary fund statements for the current year.

N. NET POSITION AND FUND BALANCE

Government-wide Financial Statements

Net Position includes the following three components:

Net Investment in Capital Assets - Consists of capital assets, including restricted capital assets, net of accumulated depreciation (if applicable) and reduced by the outstanding balances of capital outlay certificates or other borrowings that are attributable to the acquisition, construction, or improvement of those assets

Restricted - Consists of net position with constraints placed on their use either by (a) external groups such as creditors, grantors, contributors, or laws and regulations of other governments or (b) law through constitutional provisions or enabling legislation.

Custer School District No. 16-1
Notes to the Financial Statements
June 30, 2023

NOTE 1 - SUMMARY OF SIGNIFICANT ACCOUNTING POLICIES (CONTINUED)

Unrestricted - Represents all other net positions that do not meet the definition of “restricted” or “invested in capital assets.”

It is the District’s policy to first use restricted net position prior to the use of unrestricted net position when an expense is incurred for purposes where both restricted and unrestricted net position are available.

Fund Financial Statements

Governmental fund equity is classed as fund balance, which is distinguished between the following classifications:

Nonspendable - Includes fund balance amounts that cannot be spent either because it is not in spendable form or because of legal or contractual constraints.

Restricted - Includes fund balance amounts that are constrained for specific purposes that are externally imposed by providers, such as creditors or amounts constrained due to constitutional provisions or enabling legislation.

Assigned - Includes fund balance amounts that are intended to be used for specific purposes that are not considered restricted.

Unassigned - Includes positive fund balance within the General Fund which has not been classified within the above-mentioned categories and negative fund balances in other governmental funds.

The District uses restricted amounts first when both the restricted and the unrestricted fund balances are available unless a legal document, such as a contract or a grant agreement requiring dollar-for-dollar spending, prohibits it. Additionally, the District would use assigned amounts before unassigned amounts of unrestricted fund balance when expenditures are made. The District does not have a minimum fund balance policy.

Proprietary net positions are classified the same as in the government-wide financial statements. Fiduciary net positions (except for Agency Funds, which do not have net position) are reported as net position held in trust for other purposes.

O. PROPRIETARY FUND REVENUE AND EXPENSE CLASSIFICATIONS

In the proprietary fund Statement of Revenues, Expenses, and Changes in Fund Net Position revenues and expenses are classified in a manner consistent with how they are classified in the Statement of Cash Flows. That is, transactions for which related cash flows are reported as capital and related financing activities, noncapital financing activities, or investing activities are not reported as components of operating revenues or expenses.

P. PROGRAM REVENUES

In the Statement of Activities, reported program revenues derive directly from the program itself or from parties other than the District’s taxpayers or citizenry, as a whole. Program revenues are classified into three categories, as follows:

Charges for Services - These arise from charges to customers, applicants, or others who purchase, use, or directly benefit from the goods, services, or privileges provided, or are otherwise directly affected by the services.

Program Revenues - Operating Grants and Contributions - These arise from mandatory and voluntary non-exchange transactions with other governments, organizations, or individuals that are restricted for use in a particular program.

Custer School District No. 16-1
Notes to the Financial Statements
June 30, 2023

NOTE 1 - SUMMARY OF SIGNIFICANT ACCOUNTING POLICIES (CONTINUED)

Program Revenues - Capital Grants and Contributions - These arise from mandatory and voluntary non-exchange transactions with other governments, organizations, or individuals that are restricted for the acquisition of capital assets for use in a particular program.

Q. UNEARNED REVENUE

The proprietary fund reports meal tickets that have been purchased but not yet redeemed and grant funds that have been received but not spent as unearned revenue.

R. PENSIONS

For purposes of measuring the net pension liability (asset), deferred outflows of resources and deferred inflows of resources related to pensions, and pension expense (revenue), information about the fiduciary net position of the South Dakota Retirement System (SDRS), and additions to/deletions from SDRS' fiduciary net position have been determined on the same basis as they are reported by SDRS, District contributions and net pension liability (asset) are recognized on the accrual basis of accounting.

NOTE 2 - DEPOSITS AND INVESTMENTS

The District follows the practice of aggregating the cash assets of various funds to maximize cash management efficiency and returns. Statutes impose various restrictions on deposits and investments. These restrictions are summarized below:

Deposits - The District's deposits are made in qualified public depositories as defined by SDCL 4-6A-1, 13-16-15, 13-16-15.1, and 13-16-18.1. Qualified depositories are required by SDCL 4-6A-3 to maintain at all times, segregated from their other assets, eligible collateral having a value equal to at least 100 percent of the public deposit accounts that exceed deposit insurance such as the FDIC and NCUA. In lieu of pledging eligible securities, a qualified public depository may furnish irrevocable standby letters of credit issued by Federal Home Loan Banks accompanied by written evidence of that bank's public debt rating which may not be less than "AA", or a qualified public depository may furnish a corporate surety bond of a corporation authorized to do business in South Dakota.

Investments - In general, SDCL 4-5-6 permits school district funds to be invested only in (a) securities of the United States and securities guaranteed by the United States Government either directly or indirectly; or (b) repurchase agreements fully collateralized by securities described in (a) above; or in shares of an open-end, no-load fund administered by an investment company whose investments are in securities described in (a) above and repurchase agreements described in (b) above. Also, SDCL 4-5-9 requires investments to be in the physical custody of the political subdivision or may be deposited in a safekeeping account with any bank or trust company designated by the political subdivision as its fiscal agent.

Custer School District No. 16-1
Notes to the Financial Statements
June 30, 2023

NOTE 2 - DEPOSITS AND INVESTMENTS (CONTINUED)

The District categorizes its fair value measurements within the fair value hierarchy established by generally accepted accounting principles. The hierarchy is based on the valuation inputs used to measure the fair value of the asset. Level 1 inputs are quoted prices in active markets for identical assets; Level 2 inputs are significant other observable inputs; Level 3 inputs are significant unobservable inputs. The investments held by the District at June 30, 2023 were:

Investment	Credit Rating	Fair Value	Maturities			Valuation Level
			< 1 Year	1 - 5 Years	> 5 Years	
Money Market	Unrated	942,256	\$ 942,256	\$ -	\$ -	1
U.S. Treasury Notes	N/A	3,278,544	3,278,544	-	-	1
U.S. Treasury Strips	N/A	948,650	948,650	-	-	1
Certificate of Deposit	N/A	193,932	193,932	-	-	1
		<u>\$ 5,363,382</u>	<u>\$ 5,363,382</u>	<u>\$ -</u>	<u>\$ -</u>	

Certificates of deposit, with a term to maturity of greater than 3 months when purchased, were insured or collateralized and are considered deposits.

Fair value of each investment shown previously was measured using the input guidance and valuation techniques. Specific valuation information is as follows:

- U.S. Treasury Notes - Many of these are valued using inputs that are unadjusted quoted prices in active markets accessible at the measurement date of identical financial assets and liabilities. The inputs include those traded on an active exchange, such as the New York Stock Exchange.
- U.S. Treasury Strips - Many of these securities do not trade on a daily basis so, in the absence of available quotations for identical assets, they must be valued using other methods. These investments are valued by the custodian through the use of outside pricing services. Such services employ pricing models and applications incorporating inputs such as security quality, cash flow, maturity, and coupon, and review of recent market price quotations for similar assets.

Credit Risk - State Law limits eligible investments for the District, as discussed above. The District has no investment policy that would further limit its investment choices.

Custodial Credit Risk - Deposits - The risk that, in the event of a depository failure, the District's deposits may not be returned to it. The District does not have a deposit policy for custodial credit risk. As of June 30, 2023, the District's deposits in financial institutions were not exposed to credit risk as all deposits were fully collateralized by pledged securities.

Concentration of Credit Risk - The District places no limit on the amount that may be deposited with any one financial institution or invested with any one issuer.

Interest Rate Risk - The District does not have a formal investment policy that limits investment maturities as a means of managing its exposure to fair value losses arising from increasing interest rates.

Custer School District No. 16-1
Notes to the Financial Statements
June 30, 2023

NOTE 2 - DEPOSITS AND INVESTMENTS (CONTINUED)

Assignment of Investment Income - State law allows income from deposits and investments to be credited to either the General Fund or the fund making the investment. The District's policy is to credit all income from investments to the fund making the investment. The District also reports deposits at cost plus interest and credits all income from deposits to the fund making the deposit with the exception of the general checking account whose interest income is credited to the General Fund.

NOTE 3 - DUE FROM OTHER GOVERNMENTS

As of June 30, 2023, amounts due from other governments as reported in the financial statements consisted of the following:

SD Department of Education	\$ 224,725
Custer County	82,939
State of South Dakota	261,965
	<u>\$ 569,629</u>

NOTE 4 - CHANGES IN CAPITAL ASSETS

A summary of changes in capital assets for the year ended June 30, 2023 is as follows:

	Balance June 30, 2022	Increase	Decrease	Balance June 30, 2023
Governmental Activities:				
Capital Assets Not Being Depreciated:				
Land	\$ 388,458	\$ -	\$ -	\$ 388,458
Construction in Progress	13,912,678	-	13,912,678	-
Total Capital Assets Not Being Depreciated	<u>14,301,136</u>	<u>-</u>	<u>13,912,678</u>	<u>388,458</u>
Capital Assets Being Depreciated:				
Buildings	20,891,677	13,912,678	-	34,804,355
Improvements	1,252,352	-	1,524	1,250,828
Equipment	2,462,733	548,917	46,248	2,965,402
Total Capital Assets Being Depreciated	<u>24,606,762</u>	<u>14,461,595</u>	<u>47,772</u>	<u>39,020,585</u>
Less Accumulated Depreciation for:				
Equipment	1,446,324	240,057	17,920	1,668,461
Buildings	3,470,652	349,237	-	3,819,889
Improvements	1,145,778	13,649	102	1,159,325
Total Accumulated Depreciation	<u>6,062,754</u>	<u>602,943</u>	<u>18,022</u>	<u>6,647,675</u>
Total Capital Assets Being Depreciated, Net	<u>18,544,008</u>	<u>13,858,652</u>	<u>29,750</u>	<u>32,372,910</u>
Net Capital Assets	<u>\$ 32,845,144</u>	<u>\$ 13,858,652</u>	<u>\$ 13,942,428</u>	<u>\$ 32,761,368</u>
Business-type Activities:				
Equipment	\$ 210,573	\$ 15,610	\$ -	\$ 226,183
Less: Accumulated Depreciation	169,522	11,196	-	180,718
Net Capital Assets	<u>\$ 41,051</u>	<u>\$ 4,414</u>	<u>\$ -</u>	<u>\$ 45,465</u>

Custer School District No. 16-1
Notes to the Financial Statements
June 30, 2023

NOTE 4 - CHANGES IN CAPITAL ASSETS (CONTINUED)

Depreciation expense was charged to governmental functions as follows:

Instruction	\$ 365,062
Support Services	126,123
Community Services	30,792
Cocurricular Activities	80,966
	<u>\$ 602,943</u>

All depreciation expense related to the business-type activities was for the Food Service Fund.

NOTE 5 - LONG-TERM LIABILITIES

The following is a summary of changes in long-term liabilities:

	Balance June 30, 2022	Increase	Decrease	Balance June 30, 2023	Amounts Due Within 1 Year
Governmental Activities:					
General Obligation Debt:					
Capital Outlay Certificates	\$ 20,175,000	\$ -	\$ 995,000	\$ 19,180,000	\$ 3,500,000
Bond (Discount) Premiums	1,513,687	-	156,988	1,356,699	-
Energy Efficient Loan	232,635	-	33,235	199,400	33,235
Subtotal	21,921,322	-	1,185,223	20,736,099	3,533,235
Other Liabilities:					
Compensated Absences	317,691	88,896	18,667	387,920	28,753
Other Post Employment Benefits	27,229	-	27,229	-	-
Voluntary Separation Liability	142,120	1,197	71,535	71,782	53,587
Total Long-term Liabilities	<u>\$ 22,408,362</u>	<u>\$ 90,093</u>	<u>\$ 1,302,654</u>	<u>\$ 21,195,801</u>	<u>\$ 3,615,575</u>

Custer School District No. 16-1
Notes to the Financial Statements
June 30, 2023

NOTE 5 - LONG-TERM LIABILITIES (CONTINUED)

Capital outlay certificates and other general obligations at June 30, 2023 were comprised of the following:

2009A Capital Outlay Certificates, Bearing Interest at a Fixed Rate of 0.70%, Due 6/15/2024	\$ 2,480,000
2016 Capital Outlay Certificates, Bearing Interest at Fixed Rate of 2.00%, Due 1/1/2030	75,000
Energy Efficient Loan, Bearing Interest Rate at 0%, Due 7/31/2028	199,400
Series 2019 Capital Outlay Certificates, Bearing Interest at a Fixed Rate of 3%, Due 6/30/2024	560,000
Series 2020A Capital Outlay Certificates, Bearing Interest at a Variable Rate between 2% and 4%, Due 1/15/2040	9,800,000
Series 2020B Capital Outlay Certificates, Bearing Interest at a Variable Rate between 2% and 4%, Due 1/1/2030	3,255,000
Series 2021 Capital Outlay Certificates, Bearing Interest at a Fixed Rate of 4%, Due 1/15/2030	3,010,000
	<u>19,379,400</u>
Net Bond Premiums	1,356,699
	<u>\$ 20,736,099</u>

The annual debt service requirements to maturity for all long-term debt outstanding as of June 30, 2023, excluding compensated absences, are as follows:

Year Ending June 30,	General Obligation Debt		Voluntary Separation Costs	Totals
	Principal	Interest		
2024	\$ 3,533,235	\$ 563,248	\$ 53,587	\$ 4,683,418
2025	923,235	490,650	18,195	1,432,080
2026	963,235	456,750	-	1,419,985
2027	998,235	423,525	-	1,421,760
2028	1,028,235	389,125	-	1,417,360
2029-2033	3,358,225	1,526,300	-	4,884,525
2034-2038	5,945,000	928,150	-	6,873,150
2039-2040	<u>2,630,000</u>	<u>118,950</u>	<u>-</u>	<u>2,748,950</u>
Total Payments	<u>\$ 19,379,400</u>	<u>\$ 4,896,698</u>	71,782	<u>\$ 24,881,228</u>
Less: Interest			<u>-</u>	
Present Value of Early Retirement Benefits			<u>\$ 71,782</u>	

Custer School District No. 16-1
Notes to the Financial Statements
June 30, 2023

NOTE 5 - LONG-TERM LIABILITIES (CONTINUED)

Payments of all capital outlay certificates and loan obligations are made from the Capital Outlay Fund. Compensated absence payments are made from the fund that the related payroll expenditures are charged.

Sinking Fund provisions on 2009A Capital Outlay Certificates require annual deposits of \$165,000 until fiscal year 2023 after which the fund will continue to earn interest until maturity on June 30, 2024. The current balance of the sinking fund is presented as restricted investments in the fund and governmental statements.

Voluntary separation costs are available to teachers and administrators who meet certain criteria. Upon retirement, the employee is entitled to receive a payment calculated by taking 5% of the current salary of the employee multiplied by the number of full years (up to a maximum of 20 years) of service in the District. At June 30, 2023, there were 6 employees entitled to receive such payments. Voluntary separation benefits are paid in three annual installments following the separation date of the employee. The final payment is currently scheduled for fiscal year 2025.

For the year ended June 30, 2023, payments of voluntary separation benefits were made out of the General Fund in the amount of \$71,535.

NOTE 6 - RESTRICTED NET POSITION

The following table shows the components of restricted net position as presented on the Statement of Net Position:

<u>Purpose</u>	<u>Restricted By</u>	
Major Purposes:		
Capital Outlay	Law	\$ 3,449,930
Special Education	Law	2,318,489
Debt Service	Debt Covenants	2,602,465
Proportionate Share of Net Pension	Law	995,152
		<u>\$ 9,366,036</u>

Although unrestricted, the Food Service Fund's unrestricted net position in the amount of \$185,182 is limited by Federal Regulations as the District's food services are primarily funded with federal grants.

NOTE 7 - PROPERTY TAX

Property taxes are levied on or before each October 1, attach as an enforceable lien on property, and become due and payable as of the following January 1, and are payable in two installments on or before the following April 30 and October 31. The county bills and collects the District's taxes and remits them to the District.

District property tax revenues are recognized to the extent that they are used to finance each year's appropriations. The portion of property tax receivable that is not intended to be used to finance the current year's appropriations is not susceptible to accrual and is reported as deferred revenue in both the fund financial statements and the government-wide financial statements. Additionally, in the fund financial statements, revenue from property taxes may be limited by any amount not collected during the current fiscal period or within the "availability period."

State statute allows the General Fund tax rates to be increased by special election of the voters.

Custer School District No. 16-1

Notes to the Financial Statements

June 30, 2023

NOTE 8 - INTERFUND TRANSFERS

Interfund transfers for the year ended June 30, 2023 were as follows:

Transfers from:	Transfers to:		Total
	General Fund	Debt Service Fund	
Capital Outlay Fund	\$ 400,000	\$ 166,000	\$ 566,000

The transfer from the Capital Outlay Fund to the Debt Service Fund was made for sinking fund provisions required by the 2009A capital outlay certificates. The transfer from the Capital Outlay Fund to the General Fund was made as allowed by South Dakota statute to subsidize operations.

NOTE 9 - PENSION PLAN

Plan Information

All employees, working more than 20 hours per week during the school year, participate in the South Dakota Retirement System (SDRS), a cost-sharing, multiple-employer hybrid defined benefit pension plan administered by SDRS to provide retirement benefits for employees of the State of South Dakota and its political subdivisions. The SDRS provides retirement, disability, and survivors' benefits. The right to receive retirement benefits vests after three years of credited service. Authority for establishing, administering, and amending plan provisions is found in SDCL 3-12. The SDRS issues a publicly available financial report that includes financial statements and required supplementary information. That report may be obtained at <http://sdrs.sd.gov/publications.aspx> or by writing to the SDRS, P.O. Box 1098, Pierre, SD 57501-1098 or by calling (605) 773-3731.

Benefits Provided

SDRS has four different classes of members: Class A general members, Class B public safety and judicial members, Class C Cement Plant Retirement Fund members, and Class D Department of Labor and Regulation members.

Members hired before July 1, 2017, are Foundation members. Class A Foundation members and Class B Foundation members retiring after age 65 with three years of contributory service are entitled to an unreduced annual retirement benefit. An unreduced annual retirement benefit is also available after age 55 for Class A Foundation members where the sum of age and credited service is equal to or greater than 85, or after age 55 for Class B Foundation judicial members where the sum of age and credited service is equal to or greater than 80. Class B Foundation public safety members can retire with an unreduced annual retirement benefit after age 55 with three years of contributory service. An unreduced annual retirement benefit is also available after age 45 for Class B Foundation public safety members where the sum of age and credited service is equal to or greater than 75. All Foundation retirement benefits that do not meet the above criteria may be payable at a reduced level. Class A and B eligible spouses of Foundation members will receive a 60 percent joint survivor benefit when the member dies.

Custer School District No. 16-1
Notes to the Financial Statements
June 30, 2023

NOTE 9 - PENSION PLAN (CONTINUED)

Members hired on or after July 1, 2017 are Generational members. Class A Generational members and Class B Generational judicial members retiring after age 67 with three years of contributory service are entitled to an unreduced annual retirement benefit. Class B Generational public safety members can retire with an unreduced annual retirement benefit after age 57 with three years of contributory service. At retirement, married Generational members may elect a single-life benefit, a 60% joint and survivor benefit, or a 100% joint and survivor benefit. All Generational retirement benefits that do not meet the above criteria may be payable at a reduced level. Generational members will also have a variable retirement account (VRA) established, in which they will receive up to 1.5% of compensation funded by part of the employer contribution. VRAs will receive investment earnings based on investment returns.

Legislation enacted in 2017 established the current COLA process. At each valuation date:

- Baseline actuarial accrued liabilities will be calculated assuming the COLA is equal to the long-term inflation assumption of 2.25%
- If the fair value of assets is greater or equal to the baseline actuarial accrued liabilities the COLA will be:
 - The increase in the 3rd quarter CPI-W, no less than 0.5% and no greater than 3.5%.
- If the fair value of assets is less than the baseline actuarial accrued liabilities, the COLA will be:
 - The increase in the 3rd quarter CPI-W, no less than 0.5% and no greater than a restricted maximum such that, that if the restricted maximum is assumed for future COLAs, the fair value of assets will be greater or equal to the accrued liabilities.

Legislation enacted in 2021 reduced the minimum COLA from 0.5 percent to 0.0 percent.

All benefits except those depending on the Member's Accumulated Contributions are annually increased by the cost-of-living adjustment.

Contributions

Per SDCL 3-12, contribution requirements of the active employees and the participating employers are established and may be amended by the SDRS Board. Covered employees are required by state statute to contribute the following percentages of their salary to the plan; Class A Members, 6.0% of salary; Class B Judicial Members, 9.0% of salary; and Class B Public Safety Members, 8.0% of salary. State statute also requires the employer to contribute an amount equal to the employee's contribution. The District's share of contributions to the SDRS for the fiscal years ended June 30, 2023, 2022, and 2021 were \$399,383, \$364,538, and \$330,384, respectively, equal to the required contributions each year.

Pension Liabilities (Assets), Pension Expense (Revenue), and Deferred Outflows of Resources and Deferred Inflows of Resources to Pensions

At June 30, 2022, SDRS is 100.1% funded and accordingly has a net pension asset. The proportionate shares of the components of the net pension asset of the South Dakota Retirement System, for the District as of this measurement period ending June 30, 2022 and reported by the District as of June 30, 2023 are as follows:

Proportionate Share of Pension Liability	\$ 35,922,702
Less: Proportionate Share of Net Pension Restricted for Pension Benefits	<u>35,946,751</u>
Proportionate Share of Net Pension Liability (Asset)	<u>\$ (24,049)</u>

Custer School District No. 16-1
Notes to the Financial Statements
June 30, 2023

NOTE 9 - PENSION PLAN (CONTINUED)

At June 30, 2023, the District reported an asset of \$24,049 for its proportionate share of the net pension asset. The net pension asset was measured as of June 30, 2022 and the total pension asset used to calculate the net pension asset was based on a projection of the District's share of contributions to the pension plan relative to the contributions of all participating entities. At June 30, 2022, the District's proportion was 0.25447100% which is an increase of 0.0173983% from its proportion measured as of June 30, 2021.

For the year ended June 30, 2023, the District recognized pension expense (reduction of pension expense) of \$(155,629). At June 30, 2023, the District reported deferred outflows of resources and deferred inflows of resources related to pensions from the following sources:

	Deferred Outflows of Resources	Deferred Inflows of Resources
Difference Between Expected and Actual Experience	\$ 457,793	\$ 1,561
Changes in Assumption	1,528,488	1,339,515
Net Difference Between Projected and Actual Earnings on Pension Plan Investments	-	57,633
Changes in Proportion and Difference Between District Contributions and Proportionate Share of Contributions	1,910	17,762
District Contributions Subsequent to the Measurement Date	<u>399,383</u>	<u>-</u>
Total	<u>\$ 2,387,574</u>	<u>\$ 1,416,471</u>

\$399,383 reported as deferred outflow of resources related to pensions resulting from District contributions subsequent to the measurement date will be recognized as a reduction of the net pension liability in the year ending June 30, 2024. Other amounts reported as deferred outflows of resources and deferred inflows of resources related to pensions will be recognized in pension expense (revenue) as follows:

Year Ended June 30,	
2024	\$ 154,537
2025	328,890
2026	(386,124)
2027	474,417
2028	-
Thereafter	<u>-</u>
	<u>\$ 571,720</u>

Custer School District No. 16-1
Notes to the Financial Statements
June 30, 2023

NOTE 9 - PENSION PLAN (CONTINUED)

Actuarial Assumptions

The total pension liability (asset) in the June 30, 2022 actuarial valuation was determined using the following actuarial assumptions, applied to all periods included in the measurement:

Inflation	2.25%
Salary Increases	Graded by years of service, from 7.66% at entry to 3.15% after 25 years of service.
Discount Rate	6.50% net of plan investment expense. This is composed of an average inflation rate of 2.50% and real returns of 4.00%
Future COLA's	2.10%

Mortality Rates

All mortality rates are based on Pub-2010 amount-weighted mortality tables projected generationally with improvement scale MP-2020.

Active and Terminated Vested Members:

- Teachers, Certified Regents, and Judicial: PubT-2010
- Other Class A Members: PubG-2010
- Public Safety Members: PubS-2010

Retired Members:

- Teachers, Certified Regents, and Judicial Retirees: PubT-2010, 108% of rates above age 65
- Other Class A Retirees: PubG-2010, 93% or rates through age 74, increasing by 2% per year until 111% of rates at age 83 and above
- Public Safety Retirees: PubS-2010, 102% of rates at all ages

Beneficiaries: PubG-2010 contingent survivor mortality table

Disabled Members:

- Public Safety: PubS-2010 disabled member mortality table
- Others: PubG-2010 disabled member mortality table

The actuarial assumptions used in the June 30, 2022 valuation were based on the results of an actuarial experience study for the period of July 1, 2016 to June 30, 2021.

Custer School District No. 16-1
Notes to the Financial Statements
June 30, 2023

NOTE 9 - PENSION PLAN (CONTINUED)

Investment portfolio management is the statutory responsibility of the South Dakota Investment Council (SDIC), which may utilize the services of external money managers for the management of a portion of the portfolio. SDIC is governed by the Prudent Man Rule (i.e., the council should use the same degree of care as a prudent man). Current SDIC investment policies dictate limits on the percentage of assets invested in various types of vehicles (equities, fixed-income securities, real estate, cash, private equity, etc.). The long-term expected rate of return on pension plan investments was determined using a method in which best estimate ranges of expected future real rates of return (expected returns, net of pension plan investment expense and inflation) are developed for each major asset class. These ranges are combined to produce the long-term expected rate of return by weighing the expected future real rates of return by the target asset allocation percentage and by adding expected inflation. Best estimates of real rates of return for each major asset class included in the pension plan's target asset allocation as of June 30, 2022 (see the discussion of the pension plan's investment policy) are summarized in the following table using geometric means:

<u>Asset Class</u>	<u>Target Allocation</u>	<u>Long-term Expected Real Rate of Return</u>
Global Equity	58.0%	3.7%
Fixed Income	30.0%	1.1%
Real Estate	10.0%	2.6%
Cash	<u>2.0%</u>	<u>0.4%</u>
	<u>100%</u>	<u>2.7%</u>

Discount Rate

The discount rate used to measure the total pension liability (asset) was 6.50%. The projection of cash flows used to determine the discount rate assumed that employee contributions will be made at the current contribution rate and that matching employer contributions from will be made at rates equal to the member rate. Based on these assumptions, the pension plan's fiduciary net position was projected to be available to make all future benefit payments of current plan members. Therefore, the long-term expected rate of return on pension plan investments was applied to all periods of projected benefit payments to determine the total pension liability (asset).

Sensitivity of Liability (Asset) to Changes in the Discount Rate

The following presents the District's proportionate share of net pension liability (asset) calculated using the discount rate of 6.50%, as well as what the District's proportionate share of the net pension liability (asset) would be if it were calculated using a discount rate that is one percentage point lower (5.50%) or one percentage point higher (7.50%) than the current rate:

	<u>1% Decrease</u>	<u>Current Discount Rate</u>	<u>1% Increase</u>
District's Proportionate Share of the Net Pension Liability (Asset)	<u>\$ 4,993,576</u>	<u>\$ (24,049)</u>	<u>\$ 4,124,774</u>

Pension Plan Fiduciary Net Position

Detailed information about the plan's fiduciary net position is available in the separately issued SDRS financial report.

Custer School District No. 16-1
Notes to the Financial Statements
June 30, 2023

NOTE 10 - JOINT VENTURE

The District participates in the Black Hills Special Services Cooperative (the Co-op), a cooperative service unit formed for the purpose of providing special education and other services to the member school districts. During the year ended June 30, 2023, the District paid \$155,541 for services provided by the Co-op.

The members of the Co-op and their relative percentage participation in the Co-op are as follows:

Belle Fourche School District	8.33%
Custer School District	8.33%
Douglas School District	8.33%
Edgemont School District	8.33%
Haakon School District	8.33%
Hill City School District	8.33%
Hot Springs School District	8.33%
Lead/Deadwood School District	8.33%
Meade School District	8.33%
Oelrichs School District	8.33%
Rapid City School District	8.33%
Spearfish School District	8.33%

The Co-op's governing board is comprised of one representative, a School Board member, from each member school district. The board is responsible for adopting the Co-op's budget and setting service fees at a level adequate to fund the adopted budget.

The District retains no equity in the net position of the Co-op but does have a responsibility to fund deficits of the Co-op in proportion to the relative participation described above.

Separate financial statements may be obtained by writing to BHSSC, PO Box 218, Sturgis SD 57785. At June 30, 2023, this joint venture had total assets of \$11,372,190, deferred outflows of \$6,812,950, liabilities of \$2,737,979, deferred inflows of \$4,008,857, and net position of \$11,438,304.

The District also participates in the Black Hills Educational Benefits Cooperative (BHEBC); a cooperative service unit formed for the purpose of providing health insurance services to the member school districts. The relative percentage of participation of each member in BHEBC was not deemed to be a measurable matter.

The members of BHEBC are Black Hills Special Service Cooperative, New Underwood School District, Wall School District, Custer School District, Oelrichs School District, and Belle Fourche School District.

BHEBC's governing board is composed of two representatives from each member school district. The board is responsible for adopting BHEBC's budget and setting service fees at a level adequate to fund the adopted budget. Members are not liable for claims in excess of BHEBC's assets.

Separate financial statements may be obtained by writing to BHEBC, PO Box 218, Sturgis SD 57785. At June 30, 2023, this joint venture had unaudited total assets of \$6,437,633, liabilities of \$722,485, and equity of \$5,715,148.

Custer School District No. 16-1
Notes to the Financial Statements
June 30, 2023

NOTE 11 - RISK MANAGEMENT

The District is exposed to various risks of loss related to torts; theft of, damage to, and destruction of assets; errors and omissions; injuries to employees; and natural disasters. During the year ended June 30, 2023, the District managed its risks as follows:

Employee Health Insurance

The District participates in the Black Hills Educational Benefits Cooperative, a cooperative educational service unit formed for the purpose of providing health and welfare benefits. The District pays an annual premium to the cooperative to provide coverage for health insurance. Under this agreement, the cooperative provides coverage for up to a maximum of \$100,000 per individual per policy year. There is no lifetime limit. The Cooperative has purchased additional insurance coverage for claims in excess of the above coverage.

The District does not carry additional health insurance coverage to pay claims in excess of this upper limit. Settled claims resulting from these risks have never exceeded the liability coverage.

Liability Insurance

The District purchases liability insurance for risks related to torts; theft or damage to property; and errors and omissions of public officials from a commercial insurance carrier. Settled claims resulting from these risks have not exceeded the liability coverage during the past three years.

Workmen's Compensation

The District participates, with several other educational units and related organizations in South Dakota, in the Associated School Boards of South Dakota Workers' Compensation Fund Pool (the Fund) which provides workers' compensation insurance coverage for participating members of the pool. The objective of the Fund is to formulate, develop, and administer, on behalf of the member organizations, a program of worker's compensation coverage, to obtain lower costs for that coverage, and to develop a comprehensive loss control program.

The District's responsibility is to initiate and maintain a safety program to give its employees safe and sanitary working conditions and to promptly report and to cooperate with the Fund to resolve any worker's compensation claims. The District pays an annual premium to provide worker's compensation coverage for its employees under a retrospectively rated policy and the premiums are accrued based on the ultimate cost of the experience to date of the Fund members. The District may also be responsible for additional assessments in the event the Fund is determined by its board of trustees to have inadequate reserves to satisfy current obligations or judgments. Additional assessments, if any, are to be determined on a prorated basis based upon each participant's percentage of contribution in relation to the total contributions to the Fund of all participants for the year in which the shortfall occurs. The Fund provides loss coverage to all participants through Fund retained risk retention and through insurance coverage purchased by the Fund in excess of the retained risk. The Fund pays the first \$500,000 of any claim per individual. The Fund has reinsurance which covers up to \$1,000,000 per individual incident. There was no additional assessment charged to pool members for the year ended June 30, 2023.

The District does not carry additional insurance to cover claims in excess of the upper limit. Settled claims resulting from these risks have not exceeded the liability coverage over the past three years.

Unemployment Benefits

The District provides coverage for unemployment benefits by paying into the Unemployment Compensation Fund established by state law and managed by the State of South Dakota.

Custer School District No. 16-1
Notes to the Financial Statements
June 30, 2023

NOTE 12 - POST-EMPLOYMENT HEALTHCARE PLAN

Plan Description

The District offers a single-employer defined-benefit healthcare plan. The Plan provides medical and dental insurance benefits to eligible retirees and their spouses as permitted by SDCL 6-1-16. Benefit provisions were established and may be amended during the negotiated agreement process between the District's certified staff and the governing board. The health plan does not issue separately stated stand-alone financial statements.

An employee who is employed by the District and who is eligible to participate in the group health plan is covered. A covered individual who retires from the District who is at least age 55, has contributed 3 years of service, and was currently participating in the group plan at the time of retirement is eligible for health insurance. Spousal and dependent coverage is provided as long as the required contributions are paid. Spouses may continue coverage after the retiree's coverage terminates until the spouse has reached age 65. The eligible retiree must pay monthly contributions based on 100% of the full active employee premium rate. All coverage ceases when the retiree or spouse attains age 65 or becomes eligible for Medicare except for COBRA continuation if elected. The District ceased offering post-employment benefits to new retirees as of September 1, 2019. As of June 30, 2023, all retirees are no longer eligible for employment benefits.

NOTE 13 - ADOPTION OF ACCOUNTING STANDARDS

In 2022, the District implemented GASB Statement No. 96, *Subscription-Based Information Technology Arrangements*. GASB 96 affects any government entity that enters into a subscription agreement. The main difference between previous GAAP and GASB 96 is the recognition of subscription assets and subscription liabilities for the user and the recognition of a subscription receivable and deferred inflow of resources for the vendor. The District has determined that there are no subscriptions that meet the requirements of recognition under GASB 96 during the year ended June 30, 2023.

NOTE 14 - VIOLATIONS OF FINANCE-RELATED LEGAL AND CONTRACTUAL PROVISIONS

The District is prohibited by statute from spending in excess of appropriated amounts at the fund level. The following represents the significant overdrafts of the expenditures compared to appropriations:

Fund	Year Ended June 30, 2023
General Fund	\$ 432,810

The above over-expenditures relate primarily to unanticipated expenditures related to the ESSER COVID-19 funding utilized.

NOTE 15 - SUBSEQUENT EVENTS

Subsequent to year-end, the District adopted a resolution to authorize the issuance of long-term capital outlay certificates not exceeding \$8,000,000, and Impact Aid reserves, not exceeding \$1,000,000 for financing school improvements including, the construction of the CTE building and other capital improvements.

Management has evaluated subsequent events through the date of the independent auditor's report, which is the date the financial statements were available to be issued.

REQUIRED SUPPLEMENTARY INFORMATION

Custer School District No. 16-1
Budgetary Comparison Schedule - General Fund - Budgetary Basis
For the Year Ended June 30, 2023

	<u>Budgeted Original</u>	<u>Budgeted Amounts Final</u>	<u>Actual (Budgetary Basis)</u>	<u>Variance Positive (Negative)</u>
REVENUES				
Revenue from Local Sources:				
Taxes:				
Ad Valorem Taxes	\$ 5,601,116	\$ 5,601,116	\$ 6,028,530	\$ 427,414
Gross Receipts Taxes	354,547	354,547	341,252	(13,295)
Penalties and Interest on Taxes	10,000	10,000	35,819	25,819
Cocurricular Activities	25,000	25,000	40,823	15,823
Earnings on Deposits	35,000	35,000	181,772	146,772
Other Local Revenue	<u>55,000</u>	<u>55,000</u>	<u>102,311</u>	<u>47,311</u>
Total Revenue from Local Sources	<u>6,080,663</u>	<u>6,080,663</u>	<u>6,730,507</u>	<u>649,844</u>
Revenue from Intermediate Sources:				
County Sources	<u>71,384</u>	<u>71,384</u>	<u>41,560</u>	<u>(29,824)</u>
Total Revenue from Intermediate Sources	<u>71,384</u>	<u>71,384</u>	<u>41,560</u>	<u>(29,824)</u>
Revenue from State Sources:				
Unrestricted Grants-in-aid	185,148	185,148	215,921	30,773
Restricted Grants-in-aid	<u>-</u>	<u>-</u>	<u>5,483</u>	<u>5,483</u>
Total Revenue from State Sources	<u>185,148</u>	<u>185,148</u>	<u>221,404</u>	<u>36,256</u>
Revenue from Federal Sources:				
Unrestricted Grants-in-aid	769,050	769,050	799,711	30,661
Restricted Grants-in-aid	<u>934,988</u>	<u>1,237,709</u>	<u>1,115,117</u>	<u>(122,592)</u>
Total Revenue from Federal Sources	<u>1,704,038</u>	<u>2,006,759</u>	<u>1,914,828</u>	<u>(91,931)</u>
Total Revenue	<u>8,041,233</u>	<u>8,343,954</u>	<u>8,908,299</u>	<u>564,345</u>

See independent auditor's report and notes to required supplementary information.

Custer School District No. 16-1
Budgetary Comparison Schedule - General Fund –
Budgetary Basis (Continued)
For the Year Ended June 30, 2023

	Budgeted Original	Budgeted Amounts Final	Actual (Budgetary Basis)	Variance Positive (Negative)
EXPENDITURES				
Instructional Services:				
Regular Programs	4,326,305	4,434,373	4,620,336	(185,963)
Special Programs	258,890	258,890	236,996	21,894
Post Secondary Occupational Programs	2,000	2,000	-	2,000
Total Instructional Services	<u>4,587,195</u>	<u>4,695,263</u>	<u>4,857,332</u>	<u>(162,069)</u>
Support Services:				
Pupils	362,399	367,719	377,653	(9,934)
Instructional Staff	361,439	474,302	561,790	(87,488)
General Administration	503,115	503,115	523,821	(20,706)
School Administration	542,417	544,478	565,301	(20,823)
Business	<u>2,038,782</u>	<u>2,054,616</u>	<u>2,138,455</u>	<u>(83,839)</u>
Total Support Services	<u>3,808,152</u>	<u>3,944,230</u>	<u>4,167,020</u>	<u>(222,790)</u>
Cocurricular Activities:				
Male Activities	85,506	85,506	98,512	(13,006)
Female Activities	60,788	60,788	65,647	(4,859)
Transportation	106,978	106,978	150,544	(43,566)
Combined Activities	<u>198,054</u>	<u>198,054</u>	<u>211,089</u>	<u>(13,035)</u>
Total Cocurricular Activities	<u>451,326</u>	<u>451,326</u>	<u>525,792</u>	<u>(74,466)</u>
Other Nonprogrammed Costs:				
Compensated Absence Payments	<u>98,050</u>	<u>98,050</u>	<u>71,535</u>	<u>26,515</u>
Total Expenditures	<u>8,944,723</u>	<u>9,188,869</u>	<u>9,621,679</u>	<u>(432,810)</u>
EXCESS OF REVENUES OVER (UNDER)				
EXPENDITURES	<u>(903,490)</u>	<u>(844,915)</u>	<u>(713,380)</u>	<u>131,535</u>
OTHER FINANCING SOURCES				
Transfer In	400,000	400,000	400,000	-
Sale of Surplus Property	-	-	4,394	4,394
Insurance Proceeds	-	-	105,080	105,080
Contingency	<u>50,000</u>	<u>-</u>	<u>-</u>	<u>-</u>
Total Other Financing Sources	<u>450,000</u>	<u>400,000</u>	<u>509,474</u>	<u>109,474</u>
NET CHANGE IN FUND BALANCES	(453,490)	(444,915)	(203,906)	241,009
FUND BALANCE - BEGINNING	<u>5,673,891</u>	<u>5,673,891</u>	<u>5,673,891</u>	<u>-</u>
FUND BALANCE - ENDING	<u>\$ 5,220,401</u>	<u>\$ 5,228,976</u>	<u>\$ 5,469,985</u>	<u>\$ 241,009</u>

See independent auditor's report and notes to required supplementary information.

Custer School District No. 16-1
Budgetary Comparison Schedule - Capital Outlay Fund - Budgetary Basis
For the Year Ended June 30, 2023

	Budgeted Original	Budgeted Amounts Final	Actual (Budgetary Basis)	Variance Positive (Negative)
REVENUES				
Revenue from Local Sources:				
Taxes:				
Ad Valorem Taxes	\$ 3,815,000	\$ 3,815,000	\$ 4,217,927	\$ 402,927
Penalties and Interest on Taxes	5,000	5,000	15,478	10,478
Earnings on Deposits	20,000	20,000	-	(20,000)
Total Revenue from Local Sources	<u>3,840,000</u>	<u>3,840,000</u>	<u>4,233,405</u>	<u>393,405</u>
Revenue from Federal Sources:				
Restricted Grants-in-aid	<u>-</u>	<u>177,286</u>	<u>176,143</u>	<u>(1,143)</u>
Total Revenue	<u>3,840,000</u>	<u>4,017,286</u>	<u>4,409,548</u>	<u>392,262</u>
EXPENDITURES				
Instructional Services:				
Regular Programs	394,207	442,474	382,945	59,529
Special Programs	49,741	49,741	40,943	8,798
Total Instructional Services	<u>443,948</u>	<u>492,215</u>	<u>423,888</u>	<u>68,327</u>
Support Services:				
Instructional Staff	109,065	123,019	431,478	(308,459)
Business	664,783	779,848	542,256	237,592
Total Support Services	<u>773,848</u>	<u>902,867</u>	<u>973,734</u>	<u>(70,867)</u>
Cocurricular Activities:				
Combined Activities	<u>97,817</u>	<u>97,817</u>	<u>55,036</u>	<u>42,781</u>
Debt Services	<u>1,767,282</u>	<u>1,767,282</u>	<u>1,621,827</u>	<u>145,455</u>
Total Expenditures	<u>3,082,895</u>	<u>3,260,181</u>	<u>3,074,485</u>	<u>185,696</u>
EXCESS OF REVENUES OVER EXPENDITURES	<u>757,105</u>	<u>757,105</u>	<u>1,335,063</u>	<u>577,958</u>
OTHER FINANCING USES				
Transfer Out	<u>(566,000)</u>	<u>(566,000)</u>	<u>(566,000)</u>	<u>-</u>
NET CHANGE IN FUND BALANCES	191,105	191,105	769,063	577,958
FUND BALANCE - BEGINNING	<u>2,901,040</u>	<u>2,901,040</u>	<u>2,901,040</u>	<u>-</u>
FUND BALANCE - ENDING	<u>\$ 3,092,145</u>	<u>\$ 3,092,145</u>	<u>\$ 3,670,103</u>	<u>\$ 577,958</u>

See independent auditor's report and notes to required supplementary information.

Custer School District No. 16-1
Budgetary Comparison Schedule - Special Education Fund -
Budgetary Basis
For the Year Ended June 30, 2023

	<u>Budgeted Original</u>	<u>Budgeted Amounts Final</u>	<u>Actual (Budgetary Basis)</u>	<u>Variance Positive (Negative)</u>
REVENUES				
Revenue from Local Sources:				
Taxes:				
Ad Valorem Taxes	\$ 2,155,473	\$ 2,155,473	\$ 2,396,498	\$ 241,025
Penalties and Interest on Taxes	2,500	2,500	8,059	5,559
Other Local Revenue	<u>3,000</u>	<u>3,000</u>	<u>36,396</u>	<u>33,396</u>
Total Revenue from Local Sources	<u>2,160,973</u>	<u>2,160,973</u>	<u>2,440,953</u>	<u>279,980</u>
Revenue from Federal Sources:				
Restricted Grants-in-aid	<u>263,279</u>	<u>263,279</u>	<u>266,502</u>	<u>3,223</u>
Total Revenue	<u>2,424,252</u>	<u>2,424,252</u>	<u>2,707,455</u>	<u>283,203</u>
EXPENDITURES				
Instructional Services:				
Special Programs	<u>1,716,065</u>	<u>1,716,065</u>	<u>1,573,813</u>	<u>142,252</u>
Support Services:				
Pupils	426,429	426,429	403,308	23,121
Instructional Staff	-	-	10,668	(10,668)
Special Education	<u>285,945</u>	<u>285,945</u>	<u>245,629</u>	<u>40,316</u>
Total Support Services	<u>712,374</u>	<u>712,374</u>	<u>659,605</u>	<u>52,769</u>
Total Expenditures	<u>2,428,439</u>	<u>2,428,439</u>	<u>2,233,418</u>	<u>195,021</u>
NET CHANGE IN FUND BALANCES	(4,187)	(4,187)	474,037	478,224
FUND BALANCE - BEGINNING	<u>1,854,605</u>	<u>1,854,605</u>	<u>1,854,605</u>	<u>-</u>
FUND BALANCE - ENDING	<u>\$ 1,850,418</u>	<u>\$ 1,850,418</u>	<u>\$ 2,328,642</u>	<u>\$ 478,224</u>

See independent auditor's report and notes to required supplementary information.

Custer School District No. 16-1
Schedule of the District's Proportionate Share
of the Net Pension Liability (Asset)
South Dakota Retirement System

Year*	District's Proportion of Net Pension Liability (Asset)	District's Proportionate Share of Net Pension Liability (Asset) (a)	District's Covered- employee Payroll (b)	District's Proportionate Share of Net Pension Liability (Asset) as a Percentage of its Covered- employee Payroll (a/b)	Plan Fiduciary Net Pension as a Percentage of its Total Pension Liability (Asset)
2023	0.2544710%	\$ (24,049)	\$ 6,060,952	0.40%	100.10%
2022	0.2426450%	\$ (1,858,245)	\$ 5,513,487	33.70%	105.52%
2021	0.2370727%	\$ (10,296)	\$ 5,203,021	0.20%	-100.04%
2020	0.2377414%	\$ (25,194)	\$ 5,054,859	0.50%	-100.09%
2019	0.2405361%	\$ (5,610)	\$ 5,000,497	0.11%	-100.02%
2018	0.2356759%	\$ (21,388)	\$ 4,788,439	0.45%	-100.10%
2017	0.2358488%	\$ 796,674	\$ 4,484,649	-17.76%	96.89%
2016	0.2302137%	\$ (976,402)	\$ 4,203,034	23.23%	-104.10%
2015	0.2301978%	\$ (1,658,481)	\$ 4,025,516	41.20%	-107.29%

*The amounts presented for each fiscal year were determined as of the measurement date of the collective net pension asset, which is June 30 of the previous year. Until a full 10-year trend is compiled, the District will present information for those years for which information is available.

See independent auditor's report and notes to required supplementary information.

**Custer School District No. 16-1
Schedule of Pension Contributions
South Dakota Retirement System**

Year*	Contractually- required Contribution (a)	Contributions in Relation to the Contractually- required Contribution (b)	Contribution Deficiency (Excess) (a-b)	District's Covered- employee Payroll (c)	Contributions as a Percentage of Covered- employee Payroll (b/c)
2023	\$ 399,383	\$ 399,383	\$ -	\$ 6,656,223	6.00%
2022	\$ 364,538	\$ 364,538	\$ -	\$ 6,060,952	6.00%
2021	\$ 330,384	\$ 330,384	\$ -	\$ 5,513,487	6.00%
2020	\$ 312,566	\$ 312,566	\$ -	\$ 5,203,021	6.00%
2019	\$ 303,292	\$ 303,292	\$ -	\$ 5,054,859	6.00%
2018	\$ 300,031	\$ 300,031	\$ -	\$ 5,000,497	6.00%
2017	\$ 287,307	\$ 287,307	\$ -	\$ 4,788,439	6.00%
2016	\$ 269,080	\$ 269,080	\$ -	\$ 4,484,649	6.00%
2015	\$ 252,183	\$ 252,183	\$ -	\$ 4,203,034	6.00%

*Until a full 10-year trend is compiled, the District will present information for those years for which information is available.

See independent auditor's report and notes to required supplementary information.

Custer School District No. 16-1
Notes to the Required Supplementary Information
June 30, 2023

NOTE 1 - BASIS OF PRESENTATION

The Budgetary Comparison Schedules have been prepared on the modified accrual basis of accounting. The Budgetary Comparison Schedules present capital outlay expenditures within each function while the Statement of Revenues, Expenditures, and Changes in Fund Balance - Governmental Funds present capital outlay expenditures as a separate function.

NOTE 2 - BUDGETS AND BUDGETARY ACCOUNTING

The District follows these procedures in establishing the budgetary data reflected in the financial statements:

1. Prior to the first regular Board meeting in May of each year, the School Board causes to be prepared a proposed budget for the next fiscal year according to the budgetary standards prescribed by the Auditor General.
2. The proposed budget is considered by the School Board at the first regular meeting held in May of each year.
3. The proposed budget is published for public review no later than July 15 of each year.
4. Public hearings are held to solicit taxpayer input prior to the approval of the budget.
5. Before October 1 of each year, the School Board must approve the budget for the ensuing fiscal year for each fund, except Fiduciary Funds.
6. After adoption by the School Board, the operating budget is legally binding and the actual expenditures of each fund cannot exceed the amounts budgeted, except as indicated in number 8.
7. A line item for contingencies may be included in the annual budget. Such a line item may not exceed 5% of the total District budget and may be transferred by resolution of the School Board to any other budget category, except for capital outlay, that is deemed insufficient during the year.
8. If it is determined during the year that sufficient amounts have not been budgeted, state statute allows the adoption of supplemental budgets when monies are available to increase legal spending authority.
9. Unexpended appropriations lapse at year-end unless encumbered by resolution of the School Board.
10. Formal budgetary integration is employed as a management control device during the year for the General Fund and special revenue funds. Generally accepted accounting principles prescribe that budgetary information be presented for the General Fund and major special revenue funds of the District.

See independent auditor's report and notes to required supplementary information.

Custer School District No. 16-1
Notes to the Required Supplementary Information
June 30, 2023

NOTE 3 - PENSION PLAN

Changes from Prior Valuation

The June 30, 2022 Actuarial Valuation reflects numerous changes in actuarial assumptions as a result of an experience analysis completed since the June 30, 2021, Actuarial Valuation. In addition, two changes in actuarial methods have been implemented since the prior valuation.

The details of changes since the last valuation are as follows:

Benefit Provision Changes

During the 2022 Legislative Session, no significant SDRS benefit changes were made and gaming enforcement agents became Class B Public Safety Members.

Actuarial Assumption Changes

As a result of an experience analysis covering the period from July 1, 2016, to June 30, 2021, and presented to the SDRS Board of Trustees in April and June 2022, significant changes to the actuarial assumptions were recommended by the SDRS Senior Actuary and adopted by the Board of Trustees first effective for this June 30, 2022 actuarial valuation.

The changes to economic assumptions included increasing the price inflation to 2.50% and increasing the wage inflation to 3.15%. The current assumed investment return assumption of 6.50% was retained, lowering the assumed real investment return to 4.00%. The baseline COLA assumption of 2.25% was also retained. Salary increase assumptions were modified to reflect the increase in assumed wage inflation and recent experience. The assumed interest on accumulated contributions was decreased to 2.25%.

The demographic assumptions were also reviewed and revised. The mortality assumption was changed to the Pub-2010 amount-weighted tables using separate tables for teachers, general, and public safety retirees, with assumptions for retirees adjusted based on credible experience. The mortality assumption for active and terminated vested members was changed to the unadjusted amount-weighted Pub-2010 tables, again by member classification and the assumption for beneficiaries was changed to the amount-weighted Pub-2010 general contingent survivor table. Adjustments based on experience were also made to the assumptions regarding retirement, termination, disability, age of spouses for married Foundation members, percentage of terminated vested members electing a refund, and benefit commencement age for terminated vested Public Safety members with 15 or more years of service.

The SDRS COLA equals the percentage increase in the most recent third calendar quarter CPI-W over the prior year, no less than 0% (0.5% prior to 2021) and no greater than 3.50%. However, if the FVFR assuming the long-term COLA is equal to the baseline COLA assumption (currently 2.25%) is less than 100%, the maximum COLA payable will be limited to the increase that if assumed on a long-term basis, results in an FVFR equal to or exceeding 100%.

As of June 30, 2021, the FVFR assuming the long-term COLA is equal to the baseline COLA assumption (2.25%) was greater than 100% and the full 0% to 3.50% COLA range was payable. For the June 30, 2021, Actuarial Valuation, future COLAs were assumed to equal the baseline COLA assumption of 2.25%.

See independent auditor's report and notes to required supplementary information.

Custer School District No. 16-1
Notes to the Required Supplementary Information
June 30, 2023

NOTE 3 PENSION PLAN (CONTINUED)

As of June 30, 2022, the FVFR assuming future COLAs equal to the baseline COLA assumption of 2.25% is less than 100% and the July 2023 SDRS COLA is limited to a restricted maximum of 2.10%. The July 2023 SDRS COLA will equal inflation, between 0% and 2.10%. For this June 30, 2022, Actuarial Valuation, future COLAs were assumed to equal the restricted maximum COLA of 2.10%.

Actuarial assumptions are reviewed for reasonability annually and reviewed in depth periodically, with the next experience analysis anticipated before the June 30, 2027, Actuarial Valuation and any recommended 7 changes approved by the Board of Trustees are anticipated to be first implemented in the June 30, 2027, Actuarial Valuation.

Actuarial Method Changes

Actuarial method changes with minor impact were implemented for this valuation after a recommendation by Cavanaugh Macdonald Consulting as part of their reviews of prior valuations. As a result, liabilities and normal costs for refund benefits and the Generation Variable Retirement Account are now calculated using the entry-age normal costs method with normal costs based on the expected value of these accounts rather than the actual balance.

SINGLE AUDIT INFORMATION

Independent Auditor's Report on Internal Control over
Financial Reporting and on Compliance and Other Matters
Based on an Audit of Financial Statements Performed
in Accordance with *Government Auditing Standards*

School Board
Custer School District No. 16-1
Custer, South Dakota

We have audited, in accordance with the auditing standards generally accepted in the United States of America and the standards applicable to financial audits contained in *Government Auditing Standards* issued by the Comptroller General of the United States, the financial statements of the governmental activities, the business-type activities, each major fund, and the aggregate remaining fund information of Custer School District No. 16-1 (the District), as of and for the year ended June 30, 2023, and the related notes to the financial statements, which collectively comprise the District's basic financial statements and have issued our report thereon dated January 18, 2024.

Report on Internal Control over Financial Reporting

In planning and performing our audit of the financial statements, we considered the District's internal control over financial reporting (internal control) as a basis for designing audit procedures that are appropriate in the circumstances for the purpose of expressing our opinions on the financial statements, but not for the purpose of expressing an opinion on the effectiveness of the District's internal control. Accordingly, we do not express an opinion on the effectiveness of the District's internal control.

A *deficiency in internal control* exists when the design or operation of a control does not allow management or employees, in the normal course of performing their assigned functions, to prevent, or detect and correct, misstatements on a timely basis. A *material weakness* is a deficiency, or a combination of deficiencies, in internal control such that there is a reasonable possibility that a material misstatement of the entity's financial statements will not be prevented, or detected and corrected, on a timely basis. A *significant deficiency* is a deficiency, or a combination of deficiencies, in internal control that is less severe than a material weakness, yet important enough to merit attention by those charged with governance.

Our consideration of internal control was for the limited purpose described in the first paragraph of this section and was not designed to identify all deficiencies in internal control that might be material weaknesses or significant deficiencies and therefore, material weaknesses or significant deficiencies may exist that were not identified. We identified certain deficiencies in internal control described in the accompanying Schedule of Findings and Questioned Costs as items 2023-001, 2023-002, and 2023-003 that we consider to be material weaknesses.

Report on Compliance and Other Matters

As part of obtaining reasonable assurance about whether the District's financial statements are free from material misstatement, we performed tests of its compliance with certain provisions of laws, regulations, contracts, and grant agreements, noncompliance with which could have a direct and material effect on the financial statements. However, providing an opinion on compliance with those provisions was not an objective of our audit, and accordingly, we do not express such an opinion. The results of our tests disclosed an instance of noncompliance or other matter that is required to be reported under *Government Auditing Standards* and which is described in the accompanying Schedule of Findings and Questioned Costs as item 2022-003.

Custer School District No. 16-1's Response to Findings

The District's response to the findings identified in our audit is described in the accompanying Schedule of Findings and Questioned Costs. The District's response was not subjected to the auditing procedures applied in the audit of the financial statements and, accordingly, we express no opinion on it.

Purpose of this Report

The purpose of this report is solely to describe the scope of our testing of internal control and compliance and the results of that testing, and not to provide an opinion on the effectiveness of the District's internal control or on compliance. This report is an integral part of an audit performed in accordance with *Government Auditing Standards* in considering the District's internal control and compliance. Accordingly, this communication is not suitable for any other purpose. As required by South Dakota Codified Law 4-11-11, this report is a matter of public record and its distribution is not limited.

Casey Peterson, LTD

Casey Peterson, LTD

Rapid City, South Dakota

January 18, 2024

Independent Auditor's Report on Compliance for
Each Major Federal Program and Report on Internal Control
over Compliance in Accordance with the Uniform Guidance

School Board
Custer School District No. 16-1
Custer, South Dakota

Report on Compliance for Each Major Federal Program

Opinion on Each Major Federal Program

We have audited Custer School District No. 16-1's (the District) compliance with the types of compliance requirements described in the *OMB Compliance Supplement* that could have a direct and material effect on each of the District's major federal programs for the year ended June 30, 2023. The District's major federal programs are identified in the summary of auditor's results section of the accompanying Schedule of Findings and Questioned Costs.

In our opinion, the District complied, in all material respects, with the compliance requirements referred to above that could have a direct and material effect on each of its major federal programs for the year ended June 30, 2023.

Basis for Opinion on Each Major Federal Program

We conducted our audit of compliance in accordance with auditing standards generally accepted in the United States of America (GAAS); the standards applicable to financial audits contained in Government Auditing Standards issued by the Comptroller General of the United States (*Government Auditing Standards*); and the audit requirements of Title 2 U.S. *Code of Federal Regulations*, Part 200, *Uniform Administrative Requirements, Cost Principles, and Audit Requirements for Federal Awards* (Uniform Guidance). Our responsibilities under those standards and the Uniform Guidance are further described in the Auditor's Responsibilities for the Audit of Compliance section of our report.

We are required to be independent of the District and to meet our other ethical responsibilities, in accordance with relevant ethical requirements relating to our audit. We believe that the audit evidence we have obtained is sufficient and appropriate to provide a basis for our opinion on compliance for each major federal program. Our audit does not provide a legal determination of the District's compliance with the compliance requirements referred to above.

Responsibilities of Management for Compliance

Management is responsible for compliance with the requirements referred to above and for the design, implementation, and maintenance of effective internal control over compliance with the requirements of laws, statutes, regulations, rules, and provisions of contracts or grant agreements applicable to the District's federal programs.

Auditor's Responsibilities for the Audit of Compliance

Our objectives are to obtain reasonable assurance about whether material noncompliance with the compliance requirements referred to above occurred, whether due to fraud or error, and express an opinion on the District's compliance based on our audit. Reasonable assurance is a high level of assurance but is not absolute assurance and therefore is not a guarantee that an audit conducted in accordance with GAAS, *Government Auditing Standards*, and the Uniform Guidance will always detect material noncompliance when it exists. The risk of not detecting material noncompliance resulting from fraud is higher than for that resulting from error, as fraud may involve collusion, forgery, intentional omissions, misrepresentations, or the override of internal control. Noncompliance with the compliance requirements referred to above is considered material, if there is a substantial likelihood that, individually or in the aggregate, it would influence the judgment made by a reasonable user of the report on compliance about the District's compliance with the requirements of each major federal program as a whole.

In performing an audit in accordance with GAAS, *Government Auditing Standards*, and the Uniform Guidance, we:

- Exercise professional judgment and maintain professional skepticism throughout the audit.
- Identify and assess the risks of material noncompliance, whether due to fraud or error, and design and perform audit procedures responsive to those risks. Such procedures include examining, on a test basis, evidence regarding the District's compliance with the compliance requirements referred to above and performing such other procedures as we considered necessary in the circumstances.
- Obtain an understanding of the District's internal control over compliance relevant to the audit in order to design audit procedures that are appropriate in the circumstances and to test and report on internal control over compliance in accordance with the Uniform Guidance, but not for the purpose of expressing an opinion on the effectiveness of the District's internal control over compliance. Accordingly, no such opinion is expressed.

We are required to communicate with those charged with governance regarding, among other matters, the planned scope and timing of the audit and any significant deficiencies and material weaknesses in internal control over compliance that we identified during the audit.

Report on Internal Control over Compliance

A deficiency in internal control over compliance exists when the design or operation of a control over compliance does not allow management or employees, in the normal course of performing their assigned functions, to prevent, or detect and correct, noncompliance with a type of compliance requirement of a federal program on a timely basis. *A material weakness in internal control over compliance* is a deficiency, or a combination of deficiencies, in internal control over compliance, such that there is a reasonable possibility that material noncompliance with a type of compliance requirement of a federal program will not be prevented, or detected and corrected, on a timely basis. *A significant deficiency in internal control over compliance* is a deficiency, or a combination of deficiencies, in internal control over compliance with a type of compliance requirement of a federal program that is less severe than a material weakness in internal control over compliance, yet important enough to merit attention by those charged with governance.

Our consideration of internal control over compliance was for the limited purpose described in the Auditor's Responsibilities for the Audit of Compliance section above and was not designed to identify all deficiencies in internal control over compliance that might be material weaknesses or significant deficiencies in internal control over compliance. Given these limitations, during our audit we did not identify any deficiencies in internal control over compliance that we consider to be material weaknesses, as defined above. However, material weaknesses or significant deficiencies in internal control over compliance may exist that were not identified.

Our audit was not designed for the purpose of expressing an opinion on the effectiveness of internal control over compliance. Accordingly, no such opinion is expressed.

The purpose of this report on internal control over compliance is solely to describe the scope of our testing of internal control over compliance and the results of that testing based on the requirements of the Uniform Guidance. Accordingly, this report is not suitable for any other purpose. As required by South Dakota Codified Law 4-11-11, this report is a matter of public record and its distribution is not limited.

Casey Peterson, LTD

Casey Peterson, LTD

Rapid City, South Dakota

January 18, 2024

Custer School District No. 16-1
Schedule of Findings and Questioned Costs
June 30, 2023

SUMMARY OF THE INDEPENDENT AUDITOR'S RESULTS

- a. The Independent Auditor's Report expressed unmodified opinions on the financial statements of Custer School District No. 16-1.
- b. The Independent Auditor's Report on Internal Control Over Financial Reporting and on Compliance and Other Matters Based on an Audit of Financial Statements Performed in Accordance with *Government Auditing Standards* disclosed material weaknesses in internal control over financial reporting.
- c. An instance of noncompliance material to the financial statements of the District which would be required to be reported in accordance with *Governmental Auditing Standards* was noted during the audit.
- d. The Independent Auditor's Report on Compliance for Each Major Federal Program and Report on Internal Control Over Compliance in Accordance with the Uniform Guidance for the District expressed an unmodified opinion on all major programs.
- e. No material weaknesses in internal control related to major federal award programs were reported in the Independent Auditor's Report on Compliance for Each Major Federal Program and Report on Internal Control Over Compliance in Accordance with the Uniform Guidance.
- f. Audit findings that are required to be reported in accordance with 2 CFR section 200.516(a) are reported in this Schedule.
- g. The federal awards tested as major programs were:

Assistance
Listing
Numbers

Name of Federal Program

AL #84.425D
AL #84.425U

CARES Elementary and Secondary School Emergency Relief Funds
CARES Elementary and Secondary School Emergency Relief Funds

- h. The dollar threshold used to distinguish between Type A and Type B federal award programs was \$750,000.
- i. Custer School District No. 16-1 did not qualify as a low-risk auditee.

FINDINGS - FINANCIAL STATEMENTS AUDIT

Material Weakness

Internal Control over Financial Reporting

Segregation of Duties

- 2023-001 *Condition:* There is a lack of segregation of duties within the Business Office related to the oversight of the year-end reconciliation and adjustment processes and the trust and agency receipting process. The lack of segregation of duties and oversight over year-end reconciliations and adjustments resulted in material proposed entries in the following areas: accounts receivable, prepaid expenses, accounts payable, and the associated income statement balances.

Criteria: Establishing a proper system of internal controls to segregate responsibilities and provide oversight and review of processes is the responsibility of management.

Custer School District No. 16-1
Schedule of Findings and Questioned Costs
June 30, 2023

Cause: This condition exists due to the limited number of staff within the finance function of the District. This issue is common in a District of this size.

Effect: The possibility of fraud or errors occurring and not being detected or corrected is present.

Repeat of Prior Year Finding: This issue has been reported as a finding since 2012.

Auditor's Recommendation: We recommend training for Business Office staff to perform additional responsibilities which will allow the Co-Business Managers the perform oversight duties such as the financial close and reconciliation processes. Similarly, the Board could be involved in the reconciliation process to allow for further segregation of duties.

View of Management: Management agrees with the finding. A response can be found in the Corrective Action Plan.

Material Weakness

Internal Control over Financial Reporting

Drafting the Financial Statements and Related Notes

2023-002 *Condition:* The District requests its auditor to draft the year-end financial statements and accompanying notes.

Criteria: Establishing internal controls over the preparation of the financial statements and drafting the financial statement is the responsibility of management. The District should have an internal control system in place related to oversight and review of the preparation of the financial statements.

Cause: The District does not have an internal control system in place to prepare the financial statements and related notes. This condition is common in an organization of this size due to the limited number of office staff.

Effect: The District engages its auditor to draft the financial statements and related notes to the financial statements. The possibility of fraud or errors occurring and not being detected or corrected is present.

Repeat of Prior Year Finding: This issue has been reported as a finding since 2021.

Auditor's Recommendation: We recommend that management develop a system of internal control to ensure proper reporting of the financial statements and notes to the financial statements. If management does not have the resources or expertise to prepare the financial statements, we recommend that a qualified CPA be engaged to mitigate or eliminate this control weakness.

View of Management: Management agrees with the finding. A response can be found in the Corrective Action Plan.

Custer School District No. 16-1
Schedule of Findings and Questioned Costs
June 30, 2023

Material Weakness

Internal Control over Financial Reporting

Statutory Noncompliance

2023-003 *Condition:* During our review of statutory compliance, we noted the District had over-expended the budget in the General Fund, which caused the District to be non-compliant with State statute SDCL 13-11-2.

Criteria: Management and the Board should monitor budget-to-actual expenses by fund to ensure compliance with the approved budget. Amendments to the budget should be created when new funding sources, such as grants or loans, are identified.

Cause: The District did not appropriately budget for current year expenses.

Effect: The District was not in compliance with South Dakota state statutes.

Repeat of Prior Year Finding: This issue has been reported as a finding since 2022.

Auditor's Recommendation: We recommend District management review State statutes regarding budgeting and budget amendments. The budget should be monitored monthly and amended for large grants and loans received.

View of Management: Management agrees with the finding. A response can be found in the Corrective Action Plan.


FINDINGS AND QUESTIONED COSTS - MAJOR FEDERAL AWARD PROGRAMS AUDIT

No findings related to the major federal award audit were reported in the current year.

Custer School District

527 Montgomery Street
Custer, SD 57730

Phone: (605) 673-3154
Fax: (605) 673-5607



Mark Naugle
Superintendent of Schools

Sarah Wedge & Teri Reynolds
Business Managers

SCHEDULE OF PRIOR FINDINGS AND QUESTIONED COSTS

FINANCIAL STATEMENTS AUDIT

Material Weakness

Internal Control over Financial Reporting

2022-001 *Condition:* There is a lack of segregation of duties within the Business Office related to the oversight of the year-end reconciliation and adjustment process.

Criteria: Establishing a proper system of internal controls to segregate responsibilities and provide oversight and review of processes is the responsibility of management.

Auditor's Recommendation: We recommend training for Business Office staff to perform additional responsibilities which will allow the Business Manager to perform oversight duties such as the financial close and reconciliation processes. Similarly, the Board could be involved in the reconciliation process to allow for further segregation of duties.

Current Status: This finding has been reported in the current year.

Material Weakness

Internal Control over Financial Reporting

2022-002 *Condition:* The District requests its auditor to draft the year-end financial statements and accompanying notes.

Criteria: Establishing internal controls over the preparation of the financial statements and drafting the financial statement is the responsibility of management. The District should have an internal control system in place related to oversight and review of the preparation of the financial statements. In addition, the Uniform Guidance requires the auditee to prepare appropriate financial statements in accordance with section 200.510.


Auditor's Recommendation: We recommend that management develop a system of internal control to ensure proper reporting of the financial statements and notes to the financial statements. If management does not have the resources or expertise to prepare the financial statements, we recommend that a qualified CPA be engaged to mitigate or eliminate this control weakness.

Current Status: This finding has been reported in the current year.

Custer School District

527 Montgomery Street
Custer, SD 57730

Phone: (605) 673-3154
Fax: (605) 673-5607



Mark Naugle
Superintendent of Schools

Sarah Wedge & Teri Reynolds
Business Managers

PRIOR FINDINGS AND QUESTIONED COSTS (CONTINUED)

Material Weakness

Internal Control over Financial Reporting

2022-003 *Condition:* During our review of statutory compliance, we noted the District had over-expended the budget in the General Fund and Capital Outlay Fund, which caused the District to be non-compliant with State statute SDCL 13-11-2.

Criteria: Management and the Board should monitor budget-to-actual expenses by fund to ensure compliance with the approved budget. Amendments to the budget should be created when new funding sources, such as grants or loans, are identified.

Auditor's Recommendation: We recommend District management review State statutes regarding budgeting and budget amendments. The budget should be monitored monthly and amended for large grants and loans received.

Current Status: This finding has been reported in the current year for over-expending the General Fund.


MAJOR FEDERAL AWARD PROGRAMS AUDIT

No findings related to the major federal award audit were reported in the prior year.

Custer School District

527 Montgomery Street
Custer, SD 57730

Phone: (605) 673-3154
Fax: (605) 673-5607



Mark Naugle
Superintendent of Schools

Sarah Wedge & Teri Reynolds
Business Managers

CORRECTIVE ACTION PLAN (UNAUDITED)

Custer School District No. 16-1 respectfully submits the following corrective action plan for the year ended June 30, 2023.

Name and address of independent public accounting firm:

Casey Peterson, LTD
909 St. Joseph St., Ste 101
Rapid City, SD 57701

The findings from the 2023 Schedule of Findings and Questioned Costs are discussed below. The findings are numbered consistently with the numbers assigned in the schedule.

FINDINGS - FINANCIAL STATEMENTS AUDIT

Material Weakness

Internal Control over Financial Reporting

2023-001 *Condition:* There is a lack of segregation of duties within the Business Office related to the oversight of the year-end reconciliation and adjustment processes and the trust and agency receipting process. The lack of segregation of duties and oversight over year-end reconciliations and adjustments resulted in material proposed entries in the following areas: accounts receivable, prepaid expenses, accounts payable, and the associated income statement balances.

Criteria: Establishing a proper system of internal controls to segregate responsibilities and provide oversight and review of processes is the responsibility of management.

Repeat of Prior Year Finding: Yes. This finding has been reported since 2012.

Auditor's Recommendation: We recommend training for Business Office staff to perform additional responsibilities which will allow the Co-Business Managers the perform oversight duties such as the financial close and reconciliation processes. Similarly, the Board could be involved in the reconciliation process to allow for further segregation of duties.

Management's Response: This is a common condition for schools of similar size and management feels comfortable with this practice. The District will implement suggested controls wherever cost-effective for the District. The Business Managers and the Superintendent will monitor the implementation of the Corrective Action Plan.

Material Weakness


Internal Control over Financial Reporting

2023-002 *Condition:* The District requests its auditor to draft the year-end financial statements and accompanying notes.

Custer School District

527 Montgomery Street
Custer, SD 57730

Phone: (605) 673-3154
Fax: (605) 673-5607



Mark Naugle
Superintendent of Schools

Sarah Wedge & Teri Reynolds
Business Managers

CORRECTIVE ACTION PLAN (UNAUDITED) (CONTINUED)

Criteria: Establishing internal controls over the preparation of the financial statements and drafting the financial statement is the responsibility of management. The District should have an internal control system in place related to oversight and review of the preparation of the financial statements. In addition, the Uniform Guidance requires the auditee to prepare appropriate financial statements in accordance with section 200.510.

Repeat of Prior Year Finding: Yes. This finding has been reported since 2021.

Auditor's Recommendation: We recommend that management develop a system of internal control to ensure proper reporting of the financial statements and notes to the financial statements. If management does not have the resources or expertise to prepare the financial statements, we recommend that a qualified CPA be engaged to mitigate or eliminate this control weakness.

Management's Response: This is a common condition for schools of similar size and management feels comfortable with this practice. The District will implement suggested controls wherever cost-effective for the District. Management does provide the auditors with a trial balance and supporting schedules that are used in the preparation of the financial statements. The Business Managers and the Superintendent will monitor the implementation of the Corrective Action Plan.

Material Weakness

Internal Control over Financial Reporting

2023-003 *Condition:* During our review of statutory compliance, we noted the District had over-expended the budget in the General Fund, which caused the District to be non-compliant with State statute SDCL 13-11-2.

Criteria: Management and the Town Board should monitor budget-to-actual expenses by fund to ensure compliance with the approved budget. Amendments to the budget should be created when new funding sources, such as grants or loans, are identified.

Repeat of Prior Year Finding: Yes. This finding has been reported since 2022.

Auditor's Recommendation: We recommend District management review State statutes regarding budgeting and budget amendments. The budget should be monitored monthly and amended for large grants and loans received.

Management's Response: District management will review state statutes regarding budgeting and budget amendments. The budget will be monitored monthly and amended for large grants and loans received. The District will monitor budget-to-actual expenses by fund to work toward compliance with the approved budget. Amendments to the budget will be created when new funding sources such as grants or loans are identified. The Business Managers and the Superintendent will monitor the implementation of the Corrective Action Plan.

Custer School District

527 Montgomery Street
Custer, SD 57730

Phone: (605) 673-3154
Fax: (605) 673-5607



Mark Naugle
Superintendent of Schools

Sarah Wedge & Teri Reynolds
Business Managers

CORRECTIVE ACTION PLAN (UNAUDITED) (CONTINUED)

FINDINGS - FEDERAL AWARDS AUDIT

No findings related to the major federal award audit were reported in the current year.

If there are questions regarding this plan, please contact Mark Naugle at (605) 673-3154.

Sincerely,

Mark Naugle, Superintendent
Custer School District No. 16-1
Custer, South Dakota

Custer School District No. 16-1
Schedule of Expenditures of Federal Awards
For the Year Ended June 30, 2023

Assistance Listing	Direct Award	Major Program	Cluster/Program Name	Pass-through Entity	Pass-through Number	Amount
Child Nutrition Cluster:						
<u>U.S. Department of Agriculture</u>						
Non-cash Assistance (Commodities):						
10 . 555	N	N	National School Lunch Program	S.D. Department of Education	NSLP-16001-23	\$ 17,803
Cash Assistance:						
10 . 553	N	N	School Breakfast Program (Note 3)	S.D. Department of Education	NSLP-16001-23	50,290
10 . 555	N	N	National School Lunch Program (Note 3)	S.D. Department of Education	NSLP-16001-23	138,802
10 . 555	N	N	Supply Chain Assistance	S.D. Department of Education	NSLP-16001-23	25,118
10 . 582	N	N	Fresh Fruits and Vegetables	S.D. Department of Education	FFVP-16001-23	39,939
Total Child Nutrition Cluster						<u>271,952</u>
Forest Service Schools and Roads Cluster:						
<u>U.S. Department of Agriculture</u>						
10 . 665	N	N	School and Roads - Grants to States (Note 3)	Custer and Pennington Counties	N/A	102,202
10 . 666	N	N	School and Roads - Grants to Counties (Note 3)	Custer and Pennington Counties	N/A	581
Total Forest Service Schools and Roads Cluster						<u>102,783</u>
Total Department of Agriculture						<u>374,735</u>
Special Education Cluster (IDEA):						
<u>U.S. Department of Education</u>						
84 . 027	N	N	Special Education - Grants to States	S.D. Department of Education	611-16001-23	259,381
84 . 173	N	N	Special Education - Preschool Grants	S.D. Department of Education	619-16001-23	7,121
Total Special Education Cluster						<u>266,502</u>
Other Programs						
<u>U.S. Department of Interior</u>						
15 . 227	N	N	Distribution of Receipts to State and Local Governments (Note 3)	S.D. Department of Education	N/A	22,951
Total Department of Interior						<u>22,951</u>

See independent auditor's report.

Custer School District No. 16-1
Schedule of Expenditures of Federal Awards (Continued)
For the Year Ended June 30, 2023

Assistance Listing	Direct Award	Major Program	Cluster/Program Name	Pass-through Entity	Pass-through Number	Amount
<u>General Services Administration</u>						
39 . 003	N	N	Donation of Federal Surplus Personal Property (Note 4)	S.D. Federal Property Agency	N/A	2,892
Total General Services Administration						<u>2,892</u>
<u>U.S. Department of Education</u>						
84 . 010	N	N	Title I Grants to Local Educational Agencies	S.D. Department of Education	2022G-CA16001	245,743
84 . 041	Y	N	Impact Aid	N/A	N/A	750,000
84 . 367	N	N	Improving Teacher Quality State Grants	S.D. Department of Education	2022G-CA16001	86,655
84 . 424	N	N	Student Support and Enrichment Program	S.D. Department of Education	2022G-CA16001	31,064
84 . 425D	N	Y	Elementary and Secondary School Emergency Relief Fund	S.D. Department of Education	2021G-CRRSA16001	113,802
84 . 425U	N	Y	Elementary and Secondary School Emergency Relief Fund	S.D. Department of Education	2021G-ARP16001	774,057
Total Department of Education						<u>2,267,823</u>
Total Federal Financial Assistance						<u>\$ 2,668,401</u>

NOTE 1: The accompanying schedule of expenditures of federal awards includes the federal grant activity of the District and is presented on the modified accrual basis of accounting unless otherwise noted. The information in this schedule is presented in accordance with the requirements of Title 2 U.S. *Code of Federal Regulations*, Part 200, *Uniform Requirements, Cost Principles and Audit Requirements for Federal Awards*. Therefore, some amounts presented in this schedule may differ from amounts presented in, or used in, the preparation of the general purpose financial statements.

NOTE 2: The District did not elect to use the 10% de minimis indirect cost rate.

NOTE 3: Federal reimbursements are not based upon specific expenditures. Therefore, the amounts reported here represent cash received rather than federal expenditures.

NOTE 4: The amount reported represents 23.3% of the original acquisition cost of the federal surplus property received by the District. (Original acquisition cost is provided by Federal Surplus Property. It is not what the District actually paid for the item.)

NOTE 5: No funds were passed down to subrecipients.

See independent auditor's report.

OTHER INFORMATION

Custer School District No. 16-1
School District Officials
June 30, 2023

BOARD MEMBERS

President - Jeff Barnes
Vice President - Michelle Lehman
Heather Grace
Jeff Prior
Travis Hartshorn
Larry J. Baker
Sara Barrick

SUPERINTENDENT

Mark Naugle

CO-BUSINESS MANAGERS

Sarah Wedge
Teri Reynolds

See independent auditor's report.